

**Criterion II – Teaching–Learning and Evaluation Student Satisfaction Survey on
Teaching Learning Process**

Name of Student : Dhakne Babasaheb parikash

Class : B.A.I

Following are questions for student satisfaction survey regarding teaching learning process.

1. How much of the syllabus was covered in the class?
☒ 4 – 85 to 100%
3 – 70 to 84%
2 – 55 to 69%
1 – 30 to 54%
0 – Below 30%
2. How well did the teachers prepare for the classes?
☒ 4 – Thoroughly
3 – Satisfactorily
2 – Poorly
1 – Indifferently
0 – Won't teach at all
3. How well were the teachers able to communicate?
4 – Always effective
☒ 3 – Sometimes effective
2 – Just satisfactorily
1 – Generally ineffective
0 – Very poor communication
4. The teacher's approach to teaching can best be described as
4 – Excellent
☒ 3 – Very good
2 – Good
1 – Fair
0 – Poor

5. Fairness of the internal evaluation process by the teachers.
- 4 – Always fair
 - 3 – Usually fair
 - ☒ 2 – Sometimes unfair
 - 1 – Usually unfair
 - 0 – Unfair
6. Was your performance in assignments discussed with you?
- 4 – Every time
 - 3 – Usually
 - 2 – Occasionally/Sometimes
 - ☒ 1 – Rarely
 - 0 – Never
7. The institute takes active interest in promoting internship, student exchange, field visit opportunities for students.
- 4 – Regularly
 - 3 – Often
 - ☒ 2 – Sometimes
 - 1 – Rarely
 - 0 – Never
8. The teaching and mentoring process in your institution facilitates you in cognitive, social and emotional growth.
- 4 – Significantly
 - ☒ 3 – Very well
 - 2 – Moderately
 - 1 – Marginally
 - 0 – Not at all
9. The institution provides multiple opportunities to learn and grow.
- 4 – Strongly agree
 - 3 – Agree
 - 2 – Neutral
 - 1 – Disagree
 - ☒ 0 – Strongly disagree
10. Teachers inform you about your expected competencies, course outcomes and programme outcomes.
- 4 – Every time
 - 3 – Usually
 - 2 – Occasionally/Sometimes
 - 1 – Rarely
 - ☒ 0 – Never
11. Your mentor does a necessary follow-up with an assigned task to you.
- 4 – Every time
 - 3 – Usually
 - ☒ 2 – Occasionally/Sometimes
 - 1 – Rarely
 - 0 – I don't have a mentor

12. The teachers illustrate the concepts through examples and applications.
- 4 – Every time
 - 3 – Usually
 - 2 – Occasionally/Sometimes
 - 1 – Rarely
 - 0 – Never
13. The teachers identify your strengths and encourage you with providing right level of challenges.
- 4 – Fully
 - 3 – Reasonably
 - 2 – Partially
 - 1 – Slightly
 - 0 – Unable to
14. Teachers are able to identify your weaknesses and help you to overcome them.
- 4 – Every time
 - 3 – Usually
 - 2 – Occasionally/Sometimes
 - 1 – Rarely
 - 0 – Never
15. The institution makes effort to engage students in the monitoring, review and continuous quality improvement of the teaching learning process.
- 4 – Strongly agree
 - 3 – Agree
 - 2 – Neutral
 - 1 – Disagree
 - 0 – Strongly disagree
16. The institute/ teachers use student centric methods, such as experiential learning, participative learning and problem solving methodologies for enhancing learning experiences.
- 4 – To a great extent
 - 3 – Moderate
 - 2 – Some what
 - 1 – Very little
 - 0 – Not at all
17. Teachers encourage you to participate in extracurricular activities.
- 4 – Strongly agree
 - 3 – Agree
 - 2 – Neutral
 - 1 – Disagree
 - 0 – Strongly disagree

Rashtramata Indira Gandhi College , Jalna

Academic Year 2016-17

Criterion II – Teaching–Learning and Evaluation Student Satisfaction Survey on
Teaching Learning Process

Name of Student : Dave Sandip Santosh

Class : BA-2nd

Following are questions for student satisfaction survey regarding teaching learning process.

1. How much of the syllabus was covered in the class?

☒ 4- 85 to 100%

3 - 70 to 84%

2 - 55 to 69%

1- 30 to 54%

0-Below 30%

2. How well did the teachers prepare for the classes?

4 -Thoroughly

3 - Satisfactorily

2 - Poorly

☒ 1- Indifferently

0 - Won't teach at all

3. How well were the teachers able to communicate?

4 - Always effective

3 - Sometimes effective

☒ 2 - Just satisfactorily

1- Generally ineffective

0- Very poor communication

4. The teacher's approach to teaching can best be described as

4- Excellent

3 - Very good

☒ 2- Good

1 - Fair

0- Poor

5. Fairness of the internal evaluation process by the teachers.

4 – Always fair

3 – Usually fair

2 – Sometimes unfair

1 – Usually unfair

☒ 0 – Unfair

6. Was your performance in assignments discussed with you?

4 – Every time

3 – Usually

☒ 2 – Occasionally/Sometimes

1 – Rarely

0 – Never

7. The institute takes active interest in promoting internship, student exchange, field visit opportunities for students.

4 – Regularly

☒ 3 – Often

2 – Sometimes

1 – Rarely

0 – Never

8. The teaching and mentoring process in your institution facilitates you in cognitive, social and emotional growth.

4 – Significantly

3 – Very well

2 – Moderately

1 – Marginally

☒ 0 – Not at all

9. The institution provides multiple opportunities to learn and grow.

☒ 4 – Strongly agree

3 – Agree

2 – Neutral

1 – Disagree

0 – Strongly disagree

10. Teachers inform you about your expected competencies, course outcomes and programme outcomes.

4 – Every time

☒ 3 – Usually

2 – Occasionally/Sometimes

1 – Rarely

0 – Never

11. Your mentor does a necessary follow-up with an assigned task to you.

☒ 4 – Every time

3 – Usually

2 – Occasionally/Sometimes

1 – Rarely

0 – I don't have a mentor

12. The teachers illustrate the concepts through examples and applications.

- 4 – Every time
- 3 – Usually
- 2 – Occasionally/Sometimes
- 1 – Rarely
- 0 – Never

13. The teachers identify your strengths and encourage you with providing right level of challenges.

- 4 – Fully
- 3 – Reasonably
- 2 – Partially
- 1 – Slightly
- 0 – Unable to

14. Teachers are able to identify your weaknesses and help you to overcome them.

- 4 – Every time
- 3 – Usually
- 2 – Occasionally/Sometimes
- 1 – Rarely
- 0 – Never

15. The institution makes effort to engage students in the monitoring, review and continuous quality improvement of the teaching learning process.

- 4 – Strongly agree
- 3 – Agree
- 2 – Neutral
- 1 – Disagree
- 0 – Strongly disagree

16. The institute/ teachers use student centric methods, such as experiential learning, participative learning and problem solving methodologies for enhancing learning experiences.

- 4 – To a great extent
- 3 – Moderate
- 2 – Some what
- 1 – Very little
- 0 – Not at all

17. Teachers encourage you to participate in extracurricular activities.

- 4 – Strongly agree
- 3 – Agree
- 2 – Neutral
- 1 – Disagree
- 0 – Strongly disagree

18. Efforts are made by the institute/ teachers to inculcate soft skills, life skills and employability skills to make you ready for the world of work.

- 4 – To a great extent
- 3 – Moderate
- 2 – Some what
- 1 – Very little
- 0 – Not at all

19. What percentage of teachers use ICT tools such as LCD projector, Multimedia, etc. while teaching.

- 4 – Above 90%
- 3 – 70 – 89%
- 2 – 50 – 69%
- 1 – 30 – 49%
- 0 – Below 29%

20. The overall quality of teaching-learning process in your institute is very good.

- 4 – Strongly agree
- 3 – Agree
- 2 – Neutral
- 1 – Disagree
- 0 – Strongly disagree

21. Give three observation / suggestions to improve the overall teaching – learning experience in your institution.

a) Project education

b)

c)


Sign

Rashtramata Indira Gandhi College , Jalna

Academic Year 2016-17

Criterion II – Teaching–Learning and Evaluation Student Satisfaction Survey on

Teaching Learning Process

Name of Student : Pratham Ganesh Limbaj

Class : B.A. - Ist

Following are questions for student satisfaction survey regarding teaching learning process.

1. How much of the syllabus was covered in the class?

☒ 4 – 85 to 100%

3 – 70 to 84%

2 – 55 to 69%

1 – 30 to 54%

0 – Below 30%

2. How well did the teachers prepare for the classes?

4 – Thoroughly

☒ 3 – Satisfactorily

2 – Poorly

1 – Indifferently

0 – Won't teach at all

3. How well were the teachers able to communicate?

4 – Always effective

☒ 3 – Sometimes effective

2 – Just satisfactorily

1 – Generally ineffective

0 – Very poor communication

4. The teacher's approach to teaching can best be described as

☒ 4 – Excellent

3 – Very good

2 – Good

1 – Fair

0 – Poor

5. Fairness of the internal evaluation process by the teachers.

☒ 4 – Always fair

3 – Usually fair

2 – Sometimes unfair

1 – Usually unfair

0 – Unfair

6. Was your performance in assignments discussed with you?

4 – Every time

☒ 3 – Usually

2 – Occasionally/Sometimes

1 – Rarely

0 – Never

7. The institute takes active interest in promoting internship, student exchange, field visit opportunities for students.

☒ 4 – Regularly

3 – Often

2 – Sometimes

1 – Rarely

0 – Never

8. The teaching and mentoring process in your institution facilitates you in cognitive, social and emotional growth.

4 – Significantly

☒ 3 – Very well

2 – Moderately

1 – Marginally

0 – Not at all

9. The institution provides multiple opportunities to learn and grow.

4 – Strongly agree

☒ 3 – Agree

2 – Neutral

1 – Disagree

0 – Strongly disagree

10. Teachers inform you about your expected competencies, course outcomes and programme outcomes.

☒ 4 – Every time

3 – Usually

2 – Occasionally/Sometimes

1 – Rarely

0 – Never

11. Your mentor does a necessary follow-up with an assigned task to you.

4 – Every time

3 – Usually

2 – Occasionally/Sometimes

☒ 1 – Rarely

0 – I don't have a mentor

12. The teachers illustrate the concepts through examples and applications.
- 4 – Every time
 - 3 – Usually
 - 2 – Occasionally/Sometimes
 - 1 – Rarely
 - 0 – Never
13. The teachers identify your strengths and encourage you with providing right level of challenges.
- 4 – Fully
 - 3 – Reasonably
 - 2 – Partially
 - 1 – Slightly
 - 0 – Unable to
14. Teachers are able to identify your weaknesses and help you to overcome them.
- 4 – Every time
 - 3 – Usually
 - 2 – Occasionally/Sometimes
 - 1 – Rarely
 - 0 – Never
15. The institution makes effort to engage students in the monitoring, review and continuous quality improvement of the teaching learning process.
- 4 – Strongly agree
 - 3 – Agree
 - 2 – Neutral
 - 1 – Disagree
 - 0 – Strongly disagree
16. The institute/ teachers use student centric methods, such as experiential learning, participative learning and problem solving methodologies for enhancing learning experiences.
- 4 – To a great extent
 - 3 – Moderate
 - 2 – Some what
 - 1 – Very little
 - 0 – Not at all
17. Teachers encourage you to participate in extracurricular activities.
- 4 – Strongly agree
 - 3 – Agree
 - 2 – Neutral
 - 1 – Disagree
 - 0 – Strongly disagree

18. Efforts are made by the institute/ teachers to inculcate soft skills, life skills and employability skills to make you ready for the world of work.

- 4 – To a great extent
- 3 – Moderate
- 2 – Some what
- 1 – Very little
- 0 – Not at all

19. What percentage of teachers use ICT tools such as LCD projector, Multimedia, etc. while teaching.

- 4 – Above 90%
- 3 – 70 – 89%
- 2 – 50 – 69%
- 1 – 30 – 49%
- 0 – Below 29%

20. The overall quality of teaching-learning process in your institute is very good.

- 4 – Strongly agree
- 3 – Agree
- 2 – Neutral
- 1 – Disagree
- 0 – Strongly disagree

21. Give three observation / suggestions to improve the overall teaching – learning experience in your institution.


a)

Computer education

b)

Project education

c)



Sign

Rashtramata Indira Gandhi College , Jalna

Academic Year 2016-17

Criterion II – Teaching–Learning and Evaluation Student Satisfaction Survey on
Teaching Learning Process

Name of Student : Mante Akash Suaharker

Class : B.A. 1st

Following are questions for student satisfaction survey regarding teaching learning process.

1. How much of the syllabus was covered in the class?
4 – 85 to 100%
☒ 3 – 70 to 84%
2 – 55 to 69%
1 – 30 to 54%
0 – Below 30%
2. How well did the teachers prepare for the classes?
4 – Thoroughly
3 – Satisfactorily
☒ 2 – Poorly
1 – Indifferently
0 – Won't teach at all
3. How well were the teachers able to communicate?
4 – Always effective
☒ 3 – Sometimes effective
2 – Just satisfactorily
1 – Generally ineffective
0 – Very poor communication
4. The teacher's approach to teaching can best be described as
4 – Excellent
☒ 3 – Very good
2 – Good
1 – Fair
0 – Poor

5. Fairness of the internal evaluation process by the teachers.

4 – Always fair

☒ 3 – Usually fair

2 – Sometimes unfair

1 – Usually unfair

0 – Unfair

6. Was your performance in assignments discussed with you?

4 – Every time

3 – Usually

☒ 2 – Occasionally/Sometimes

1 – Rarely

0 – Never

7. The institute takes active interest in promoting internship, student exchange, field visit opportunities for students.

☒ 4 – Regularly

3 – Often

2 – Sometimes

1 – Rarely

0 – Never

8. The teaching and mentoring process in your institution facilitates you in cognitive, social and emotional growth.

4 – Significantly

3 – Very well

2 – Moderately

☒ 1 – Marginally

0 – Not at all

9. The institution provides multiple opportunities to learn and grow.

4 – Strongly agree

3 – Agree

☒ 2 – Neutral

1 – Disagree

0 – Strongly disagree

10. Teachers inform you about your expected competencies, course outcomes and programme outcomes.

4 – Every time

3 – Usually

☒ 2 – Occasionally/Sometimes

1 – Rarely

0 – Never

11. Your mentor does a necessary follow-up with an assigned task to you.

☒ 4 – Every time

3 – Usually

2 – Occasionally/Sometimes

1 – Rarely

0 – I don't have a mentor

12. The teachers illustrate the concepts through examples and applications.

- 4 – Every time
- 3 – Usually
- 2 – Occasionally/Sometimes
- 1 – Rarely
- 0 – Never

13. The teachers identify your strengths and encourage you with providing right level of challenges.

- 4 – Fully
- 3 – Reasonably
- 2 – Partially
- 1 – Slightly
- 0 – Unable to

14. Teachers are able to identify your weaknesses and help you to overcome them.

- 4 – Every time
- 3 – Usually
- 2 – Occasionally/Sometimes
- 1 – Rarely
- 0 – Never

15. The institution makes effort to engage students in the monitoring, review and continuous quality improvement of the teaching learning process.

- 4 – Strongly agree
- 3 – Agree
- 2 – Neutral
- 1 – Disagree
- 0 – Strongly disagree

16. The institute/ teachers use student centric methods, such as experiential learning, participative learning and problem solving methodologies for enhancing learning experiences.

- 4 – To a great extent
- 3 – Moderate
- 2 – Some what
- 1 – Very little
- 0 – Not at all

17. Teachers encourage you to participate in extracurricular activities.

- 4 – Strongly agree
- 3 – Agree
- 2 – Neutral
- 1 – Disagree
- 0 – Strongly disagree

18. Efforts are made by the institute/ teachers to inculcate soft skills, life skills and employability skills to make you ready for the world of work.

4 – To a great extent

3 – Moderate

2 – Some what

1 – Very little

0 – Not at all

19. What percentage of teachers use ICT tools such as LCD projector, Multimedia, etc. while teaching.

4 – Above 90%

3 – 70 – 89%

2 – 50 – 69%

1 – 30 – 49%

0 – Below 29%

20. The overall quality of teaching-learning process in your institute is very good.

4 – Strongly agree

3 – Agree

2 – Neutral

1 – Disagree

0 – Strongly disagree

21. Give three observation / suggestions to improve the overall teaching – learning experience in your institution.

a) Computer educational

b)

c)

Sign

Rashtramata Indira Gandhi College , Jalna

Academic Year 2016-17

**Criterion II – Teaching–Learning and Evaluation Student Satisfaction Survey on
Teaching Learning Process**

Name of Student :

Mohel Sahel A. Daffar

Class :

B A I -

Following are questions for student satisfaction survey regarding teaching learning process.

1. How much of the syllabus was covered in the class?

☒ 4 – 85 to 100%

☐ 3 – 70 to 84%

☐ 2 – 55 to 69%

☐ 1 – 30 to 54%

☐ 0 – Below 30%

2. How well did the teachers prepare for the classes?

☐ 4 – Thoroughly

☒ 3 – Satisfactorily

☐ 2 – Poorly

☐ 1 – Indifferently

☐ 0 – Won't teach at all

3. How well were the teachers able to communicate?

☐ 4 – Always effective

☒ 3 – Sometimes effective

☐ 2 – Just satisfactorily

☐ 1 – Generally ineffective

☐ 0 – Very poor communication

4. The teacher's approach to teaching can best be described as

☐ 4 – Excellent

☐ 3 – Very good

☒ 2 – Good

☐ 1 – Fair

☐ 0 – Poor

5. Fairness of the internal evaluation process by the teachers.
- 4 – Always fair
 - 3 – Usually fair
 - 2 – Sometimes unfair
 - 1 – Usually unfair
 - 0 – Unfair
6. Was your performance in assignments discussed with you?
- 4 – Every time
 - 3 – Usually
 - 2 – Occasionally/Sometimes
 - 1 – Rarely
 - 0 – Never
7. The institute takes active interest in promoting internship, student exchange, field visit opportunities for students.
- 4 – Regularly
 - 3 – Often
 - 2 – Sometimes
 - 1 – Rarely
 - 0 – Never
8. The teaching and mentoring process in your institution facilitates you in cognitive, social and emotional growth.
- 4 – Significantly
 - 3 – Very well
 - 2 – Moderately
 - 1 – Marginally
 - 0 – Not at all
9. The institution provides multiple opportunities to learn and grow.
- 4 – Strongly agree
 - 3 – Agree
 - 2 – Neutral
 - 1 – Disagree
 - 0 – Strongly disagree
10. Teachers inform you about your expected competencies, course outcomes and programme outcomes.
- 4 – Every time
 - 3 – Usually
 - 2 – Occasionally/Sometimes
 - 1 – Rarely
 - 0 – Never
11. Your mentor does a necessary follow-up with an assigned task to you.
- 4 – Every time
 - 3 – Usually
 - 2 – Occasionally/Sometimes
 - 1 – Rarely
 - 0 – I don't have a mentor

e teachers illustrate the concepts through examples and applications.

- 4 – Every time
- 3 – Usually
- 2 – Occasionally/Sometimes
- 1 – Rarely
- 0 – Never

13. The teachers identify your strengths and encourage you with providing right level of challenges.

- 4 – Fully
- 3 – Reasonably
- 2 – Partially
- 1 – Slightly
- 0 – Unable to

14. Teachers are able to identify your weaknesses and help you to overcome them.

- 4 – Every time
- 3 – Usually
- 2 – Occasionally/Sometimes
- 1 – Rarely
- 0 – Never

15. The institution makes effort to engage students in the monitoring, review and continuous quality improvement of the teaching learning process.

- 4 – Strongly agree
- 3 – Agree
- 2 – Neutral
- 1 – Disagree
- 0 – Strongly disagree

16. The institute/ teachers use student centric methods, such as experiential learning, participative learning and problem solving methodologies for enhancing learning experiences.

- 4 – To a great extent
- 3 – Moderate
- 2 – Some what
- 1 – Very little
- 0 – Not at all

17. Teachers encourage you to participate in extracurricular activities.

- 4 – Strongly agree
- 3 – Agree
- 2 – Neutral
- 1 – Disagree
- 0 – Strongly disagree

18. Efforts are made by the institute/ teachers to inculcate soft skills, life skills and employability skills to make you ready for the world of work.

- 4 – To a great extent
- 3 – Moderate
- 2 – Some what
- 1 – Very little
- 0 – Not at all

19. What percentage of teachers use ICT tools such as LCD projector, Multimedia, etc. while teaching.

- 4 – Above 90%
- 3 – 70 – 89%
- 2 – 50 – 69%
- 1 – 30 – 49%
- 0 – Below 29%

20. The overall quality of teaching-learning process in your institute is very good.

- 4 – Strongly agree
- 3 – Agree
- 2 – Neutral
- 1 – Disagree
- 0 – Strongly disagree


21. Give three observation / suggestions to improve the overall teaching – learning experience in your institution.

a)

Computer education

b)

c)



Sign

Criterion II – Teaching–Learning and Evaluation Student Satisfaction Survey on
Teaching Learning Process

Name of Student : raut anurag nishod

Class : B.A - 1st

Following are questions for student satisfaction survey regarding teaching learning process.

1. How much of the syllabus was covered in the class?

4 – 85 to 100%

☒ 3 – 70 to 84%

2 – 55 to 69%

1 – 30 to 54%

0 – Below 30%

2. How well did the teachers prepare for the classes?

4 – Thoroughly

3 – Satisfactorily

☒ 2 – Poorly

1 – Indifferently

0 – Won't teach at all

3. How well were the teachers able to communicate?

☒ 4 – Always effective

3 – Sometimes effective

2 – Just satisfactorily

1 – Generally ineffective

0 – Very poor communication

4. The teacher's approach to teaching can best be described as

4 – Excellent

☒ 3 – Very good

2 – Good

1 – Fair

0 – Poor

5. Fairness of the internal evaluation process by the teachers.

4 – Always fair

3 – Usually fair

☒ 2 – Sometimes unfair

1 – Usually unfair

0 – Unfair

6. Was your performance in assignments discussed with you?

4 – Every time

☒ 3 – Usually

2 – Occasionally/Sometimes

1 – Rarely

0 – Never

7. The institute takes active interest in promoting internship, student exchange, field visit opportunities for students.

☒ 4 – Regularly

3 – Often

2 – Sometimes

1 – Rarely

0 – Never

8. The teaching and mentoring process in your institution facilitates you in cognitive, social and emotional growth.

4 – Significantly

3 – Very well

2 – Moderately

☒ 1 – Marginally

0 – Not at all

9. The institution provides multiple opportunities to learn and grow.

4 – Strongly agree

☒ 3 – Agree

2 – Neutral

1 – Disagree

0 – Strongly disagree

10. Teachers inform you about your expected competencies, course outcomes and programme outcomes.

☒ 4 – Every time

3 – Usually

2 – Occasionally/Sometimes

1 – Rarely

0 – Never

11. Your mentor does a necessary follow-up with an assigned task to you.

☒ 4 – Every time

3 – Usually

2 – Occasionally/Sometimes

1 – Rarely

0 – I don't have a mentor

12. The teachers illustrate the concepts through examples and applications.

- 4 – Every time
- 3 – Usually
- 2 – Occasionally/Sometimes
- 1 – Rarely
- 0 – Never

13. The teachers identify your strengths and encourage you with providing right level of challenges.

- 4 – Fully
- 3 – Reasonably
- 2 – Partially
- 1 – Slightly
- 0 – Unable to

14. Teachers are able to identify your weaknesses and help you to overcome them.

- 4 – Every time
- 3 – Usually
- 2 – Occasionally/Sometimes
- 1 – Rarely
- 0 – Never

15. The institution makes effort to engage students in the monitoring, review and continuous quality improvement of the teaching learning process.

- 4 – Strongly agree
- 3 – Agree
- 2 – Neutral
- 1 – Disagree
- 0 – Strongly disagree

16. The institute/ teachers use student centric methods, such as experiential learning, participative learning and problem solving methodologies for enhancing learning experiences.

- 4 – To a great extent
- 3 – Moderate
- 2 – Some what
- 1 – Very little
- 0 – Not at all

17. Teachers encourage you to participate in extracurricular activities.

- 4 – Strongly agree
- 3 – Agree
- 2 – Neutral
- 1 – Disagree
- 0 – Strongly disagree

18. Efforts are made by the institute/ teachers to inculcate soft skills, life skills and employability skills to make you ready for the world of work.

- 4 – To a great extent
- 3 – Moderate
- 2 – Some what
- 1 – Very little
- 0 – Not at all

19. What percentage of teachers use ICT tools such as LCD projector, Multimedia, etc. while teaching.

- 4 – Above 90%
- 3 – 70 – 89%
- 2 – 50 – 69%
- 1 – 30 – 49%
- 0 – Below 29%

20. The overall quality of teaching-learning process in your institute is very good.

- 4 – Strongly agree
- 3 – Agree
- 2 – Neutral
- 1 – Disagree
- 0 – Strongly disagree

21. Give three observation / suggestions to improve the overall teaching – learning experience in your institution.

a) *Computer education*

b)

c)

[Signature]
Sign

Rashtramata Indira Gandhi College , Jalna

Academic Year 2016-17

**Criterion II – Teaching–Learning and Evaluation Student Satisfaction Survey on
Teaching Learning Process**

Name of Student : Rathod Santosh Harishchandra
Class : B A I

Following are questions for student satisfaction survey regarding teaching learning process.

1. How much of the syllabus was covered in the class?
☒ 4 – 85 to 100%
☐ 3 – 70 to 84%
☐ 2 – 55 to 69%
☐ 1 – 30 to 54%
☐ 0 – Below 30%
2. How well did the teachers prepare for the classes?
☒ 4 – Thoroughly
☐ 3 – Satisfactorily
☐ 2 – Poorly
☐ 1 – Indifferently
☐ 0 – Won't teach at all
3. How well were the teachers able to communicate?
☐ 4 – Always effective
☒ 3 – Sometimes effective
☐ 2 – Just satisfactorily
☐ 1 – Generally ineffective
☐ 0 – Very poor communication
4. The teacher's approach to teaching can best be described as
☐ 4 – Excellent
☐ 3 – Very good
☒ 2 – Good
☐ 1 – Fair
☐ 0 – Poor

5. Fairness of the internal evaluation process by the teachers.

- 4 – Always fair
- 3 – Usually fair
- 2 – Sometimes unfair
- 1 – Usually unfair
- 0 – Unfair

6. Was your performance in assignments discussed with you?

- 4 – Every time
- 3 – Usually
- 2 – Occasionally/Sometimes
- 1 – Rarely
- 0 – Never

7. The institute takes active interest in promoting internship, student exchange, field visit opportunities for students.

- 4 – Regularly
- 3 – Often
- 2 – Sometimes
- 1 – Rarely
- 0 – Never

8. The teaching and mentoring process in your institution facilitates you in cognitive, social and emotional growth.

- 4 – Significantly
- 3 – Very well
- 2 – Moderately
- 1 – Marginally
- 0 – Not at all

9. The institution provides multiple opportunities to learn and grow.

- 4 – Strongly agree
- 3 – Agree
- 2 – Neutral
- 1 – Disagree
- 0 – Strongly disagree

10. Teachers inform you about your expected competencies, course outcomes and programme outcomes.

- 4 – Every time
- 3 – Usually
- 2 – Occasionally/Sometimes
- 1 – Rarely
- 0 – Never

11. Your mentor does a necessary follow-up with an assigned task to you.

- 4 – Every time
- 3 – Usually
- 2 – Occasionally/Sometimes
- 1 – Rarely
- 0 – I don't have a mentor

2 The teachers illustrate the concepts through examples and applications.

4 – Every time

3 – Usually

2 – Occasionally/Sometimes

1 – Rarely

0 – Never

13. The teachers identify your strengths and encourage you with providing right level of challenges.

4 – Fully

3 – Reasonably

2 – Partially

1 – Slightly

0 – Unable to

14. Teachers are able to identify your weaknesses and help you to overcome them.

4 – Every time

3 – Usually

2 – Occasionally/Sometimes

1 – Rarely

0 – Never

15. The institution makes effort to engage students in the monitoring, review and continuous quality improvement of the teaching learning process.

4 – Strongly agree

3 – Agree

2 – Neutral

1 – Disagree

0 – Strongly disagree

16. The institute/ teachers use student centric methods, such as experiential learning, participative learning and problem solving methodologies for enhancing learning experiences.

4 – To a great extent

3 – Moderate

2 – Some what

1 – Very little

0 – Not at all

17. Teachers encourage you to participate in extracurricular activities.

4 – Strongly agree

3 – Agree

2 – Neutral

1 – Disagree

0 – Strongly disagree

12. The teachers illustrate the concepts through examples and applications.

- 4 – Every time
- 3 – Usually
- 2 – Occasionally/Sometimes
- 1 – Rarely
- 0 – Never

13. The teachers identify your strengths and encourage you with providing right level of challenges.

- 4 – Fully
- 3 – Reasonably
- 2 – Partially
- 1 – Slightly
- 0 – Unable to

14. Teachers are able to identify your weaknesses and help you to overcome them.

- 4 – Every time
- 3 – Usually
- 2 – Occasionally/Sometimes
- 1 – Rarely
- 0 – Never

15. The institution makes effort to engage students in the monitoring, review and continuous quality improvement of the teaching learning process.

- 4 – Strongly agree
- 3 – Agree
- 2 – Neutral
- 1 – Disagree
- 0 – Strongly disagree

16. The institute/ teachers use student centric methods, such as experiential learning, participative learning and problem solving methodologies for enhancing learning experiences.

- 4 – To a great extent
- 3 – Moderate
- 2 – Some what
- 1 – Very little
- 0 – Not at all

17. Teachers encourage you to participate in extracurricular activities.

- 4 – Strongly agree
- 3 – Agree
- 2 – Neutral
- 1 – Disagree
- 0 – Strongly disagree

18. Efforts are made by the institute/ teachers to inculcate soft skills, life skills and employability skills to make you ready for the world of work.

4 – To a great extent

3 – Moderate

2 – Some what

1 – Very little

0 – Not at all

19. What percentage of teachers use ICT tools such as LCD projector, Multimedia, etc. while teaching.

4 – Above 90%

3 – 70 – 89%

2 – 50 – 69%

1 – 30 – 49%

0 – Below 29%

20. The overall quality of teaching-learning process in your institute is very good.

4 – Strongly agree

3 – Agree

2 – Neutral

1 – Disagree

0 – Strongly disagree

21. Give three observation / suggestions to improve the overall teaching – learning experience in your institution.

a)

camp

b)

Project education

c)

Sign

Rashtramata Indira Gandhi College , Jalna

Academic Year 2016-17

**Criterion II – Teaching–Learning and Evaluation Student Satisfaction Survey on
Teaching Learning Process**

Name of Student : Sonyne Mohan Banelu

Class : B.A I-

Following are questions for student satisfaction survey regarding teaching learning process.

1. How much of the syllabus was covered in the class?

4 – 85 to 100%

☒ 3 – 70 to 84%

2 – 55 to 69%

1 – 30 to 54%

0 – Below 30%

2. How well did the teachers prepare for the classes?

4 – Thoroughly

☒ 3 – Satisfactorily

2 – Poorly

1 – Indifferently

0 – Won't teach at all

3. How well were the teachers able to communicate?

4 – Always effective

☒ 3 – Sometimes effective

☒ 2 – Just satisfactorily

1 – Generally ineffective

0 – Very poor communication

4. The teacher's approach to teaching can best be described as

4 – Excellent

☒ 3 – Very good

2 – Good

1 – Fair

0 – Poor

5. Fairness of the internal evaluation process by the teachers.
- 4 – Always fair
 - 3 – Usually fair
 - 2 – Sometimes unfair
 - 1 – Usually unfair
 - 0 – Unfair
6. Was your performance in assignments discussed with you?
- 4 – Every time
 - 3 – Usually
 - 2 – Occasionally/Sometimes
 - 1 – Rarely
 - 0 – Never
7. The institute takes active interest in promoting internship, student exchange, field visit opportunities for students.
- 4 – Regularly
 - 3 – Often
 - 2 – Sometimes
 - 1 – Rarely
 - 0 – Never
8. The teaching and mentoring process in your institution facilitates you in cognitive, social and emotional growth.
- 4 – Significantly
 - 3 – Very well
 - 2 – Moderately
 - 1 – Marginally
 - 0 – Not at all
9. The institution provides multiple opportunities to learn and grow.
- 4 – Strongly agree
 - 3 – Agree
 - 2 – Neutral
 - 1 – Disagree
 - 0 – Strongly disagree
10. Teachers inform you about your expected competencies, course outcomes and programme outcomes.
- 4 – Every time
 - 3 – Usually
 - 2 – Occasionally/Sometimes
 - 1 – Rarely
 - 0 – Never
11. Your mentor does a necessary follow-up with an assigned task to you.
- 4 – Every time
 - 3 – Usually
 - 2 – Occasionally/Sometimes
 - 1 – Rarely
 - 0 – I don't have a mentor

12. The teachers illustrate the concepts through examples and applications.

- 4 – Every time
- 3 – Usually
- 2 – Occasionally/Sometimes
- 1 – Rarely
- 0 – Never

13. The teachers identify your strengths and encourage you with providing right level of challenges.

- 4 – Fully
- 3 – Reasonably
- 2 – Partially
- 1 – Slightly
- 0 – Unable to

14. Teachers are able to identify your weaknesses and help you to overcome them.

- 4 – Every time
- 3 – Usually
- 2 – Occasionally/Sometimes
- 1 – Rarely
- 0 – Never

15. The institution makes effort to engage students in the monitoring, review and continuous quality improvement of the teaching learning process.

- 4 – Strongly agree
- 3 – Agree
- 2 – Neutral
- 1 – Disagree
- 0 – Strongly disagree

16. The institute/ teachers use student centric methods, such as experiential learning, participative learning and problem solving methodologies for enhancing learning experiences.

- 4 – To a great extent
- 3 – Moderate
- 2 – Some what
- 1 – Very little
- 0 – Not at all

17. Teachers encourage you to participate in extracurricular activities.

- 4 – Strongly agree
- 3 – Agree
- 2 – Neutral
- 1 – Disagree
- 0 – Strongly disagree

Rashtramata Indira Gandhi College , Jalna

Academic Year 2016-17

Criterion II – Teaching–Learning and Evaluation Student Satisfaction Survey on

Teaching Learning Process

Name of Student : Sufar Dhivey Santosh

Class : B-A. 1st

Following are questions for student satisfaction survey regarding teaching learning process.

1. How much of the syllabus was covered in the class?
☒ 4 – 85 to 100%
3 – 70 to 84%
2 – 55 to 69%
1 – 30 to 54%
0 – Below 30%
2. How well did the teachers prepare for the classes?
4 – Thoroughly
3 – Satisfactorily
☒ 2 – Poorly
1 – Indifferently
0 – Won't teach at all
3. How well were the teachers able to communicate?
4 – Always effective
3 – Sometimes effective
2 – Just satisfactorily
☒ 1 – Generally ineffective
0 – Very poor communication
4. The teacher's approach to teaching can best be described as
☒ 4 – Excellent
3 – Very good
2 – Good
1 – Fair
0 – Poor

5. Fairness of the internal evaluation process by the teachers.

- ☒ 4 – Always fair
- 3 – Usually fair
- 2 – Sometimes unfair
- 1 – Usually unfair
- 0 – Unfair

6. Was your performance in assignments discussed with you?

- 4 – Every time
- 3 – Usually
- 2 – Occasionally/Sometimes
- 1 – Rarely
- ☒ 0 – Never

7. The institute takes active interest in promoting internship, student exchange, field visit opportunities for students.

- 4 – Regularly
- ☒ 3 – Often
- 2 – Sometimes
- 1 – Rarely
- 0 – Never

8. The teaching and mentoring process in your institution facilitates you in cognitive, social and emotional growth.

- 4 – Significantly
- 3 – Very well
- ☒ 2 – Moderately
- 1 – Marginally
- 0 – Not at all

9. The institution provides multiple opportunities to learn and grow.

- 4 – Strongly agree
- ☒ 3 – Agree
- 2 – Neutral
- 1 – Disagree
- 0 – Strongly disagree

10. Teachers inform you about your expected competencies, course outcomes and programme outcomes.

- 4 – Every time
- 3 – Usually
- ☒ 2 – Occasionally/Sometimes
- 1 – Rarely
- 0 – Never

11. Your mentor does a necessary follow-up with an assigned task to you.

- 4 – Every time
- ☒ 3 – Usually
- 2 – Occasionally/Sometimes
- 1 – Rarely
- 0 – I don't have a mentor

12. The teachers illustrate the concepts through examples and applications.

- 4 – Every time
- 3 – Usually
- 2 – Occasionally/Sometimes
- 1 – Rarely
- 0 – Never

13. The teachers identify your strengths and encourage you with providing right level of challenges.

- 4 – Fully
- 3 – Reasonably
- 2 – Partially
- 1 – Slightly
- 0 – Unable to

14. Teachers are able to identify your weaknesses and help you to overcome them.

- 4 – Every time
- 3 – Usually
- 2 – Occasionally/Sometimes
- 1 – Rarely
- 0 – Never

15. The institution makes effort to engage students in the monitoring, review and continuous quality improvement of the teaching learning process.

- 4 – Strongly agree
- 3 – Agree
- 2 – Neutral
- 1 – Disagree
- 0 – Strongly disagree

16. The institute/ teachers use student centric methods, such as experiential learning, participative learning and problem solving methodologies for enhancing learning experiences.

- 4 – To a great extent
- 3 – Moderate
- 2 – Some what
- 1 – Very little
- 0 – Not at all

17. Teachers encourage you to participate in extracurricular activities.

- 4 – Strongly agree
- 3 – Agree
- 2 – Neutral
- 1 – Disagree
- 0 – Strongly disagree

18. Efforts are made by the institute/ teachers to inculcate soft skills, life skills and employability skills to make you ready for the world of work.

☒ 4 – To a great extent

☐ 3 – Moderate

☐ 2 – Some what

☐ 1 – Very little

☐ 0 – Not at all

19. What percentage of teachers use ICT tools such as LCD projector, Multimedia, etc. while teaching.

☐ 4 – Above 90%

☒ 3 – 70 – 89%

☐ 2 – 50 – 69%

☐ 1 – 30 – 49%

☐ 0 – Below 29%

20. The overall quality of teaching-learning process in your institute is very good.

☐ 4 – Strongly agree

☒ 3 – Agree

☐ 2 – Neutral

☐ 1 – Disagree

☐ 0 – Strongly disagree

21. Give three observation / suggestions to improve the overall teaching – learning experience in your institution.

a)

Computer education

b)

c)


Sign

Rashtramata Indira Gandhi College , Jalna

Academic Year 2016-17

**Criterion II – Teaching–Learning and Evaluation Student Satisfaction Survey on
Teaching Learning Process**

Name of Student : Shaukh Khizar Nasroddin
Class : BAJ

Following are questions for student satisfaction survey regarding teaching learning process.

1. How much of the syllabus was covered in the class?
☒ 4 – 85 to 100%
☐ 3 – 70 to 84%
☐ 2 – 55 to 69%
☐ 1 – 30 to 54%
☐ 0 – Below 30%
2. How well did the teachers prepare for the classes?
☐ 4 – Thoroughly
☒ 3 – Satisfactorily
☐ 2 – Poorly
☐ 1 – Indifferently
☐ 0 – Won't teach at all
3. How well were the teachers able to communicate?
☐ 4 – Always effective
☒ 3 – Sometimes effective
☐ 2 – Just satisfactorily
☐ 1 – Generally ineffective
☐ 0 – Very poor communication
4. The teacher's approach to teaching can best be described as
☒ 4 – Excellent
☐ 3 – Very good
☐ 2 – Good
☐ 1 – Fair
☐ 0 – Poor

5. Fairness of the internal evaluation process by the teachers.

- 4 – Always fair
- 3 – Usually fair
- 2 – Sometimes unfair
- 1 – Usually unfair
- 0 – Unfair

6. Was your performance in assignments discussed with you?

- 4 – Every time
- 3 – Usually
- 2 – Occasionally/Sometimes
- 1 – Rarely
- 0 – Never

7. The institute takes active interest in promoting internship, student exchange, field visit opportunities for students.

- 4 – Regularly
- 3 – Often
- 2 – Sometimes
- 1 – Rarely
- 0 – Never

8. The teaching and mentoring process in your institution facilitates you in cognitive, social and emotional growth.

- 4 – Significantly
- 3 – Very well
- 2 – Moderately
- 1 – Marginally
- 0 – Not at all

9. The institution provides multiple opportunities to learn and grow.

- 4 – Strongly agree
- 3 – Agree
- 2 – Neutral
- 1 – Disagree
- 0 – Strongly disagree

10. Teachers inform you about your expected competencies, course outcomes and programme outcomes.

- 4 – Every time
- 3 – Usually
- 2 – Occasionally/Sometimes
- 1 – Rarely
- 0 – Never

11. Your mentor does a necessary follow-up with an assigned task to you.

- 4 – Every time
- 3 – Usually
- 2 – Occasionally/Sometimes
- 1 – Rarely
- 0 – I don't have a mentor

12. The teachers illustrate the concepts through examples and applications.
- 4 – Every time
 - 3 – Usually
 - 2 – Occasionally/Sometimes
 - 1 – Rarely
 - 0 – Never
13. The teachers identify your strengths and encourage you with providing right level of challenges.
- 4 – Fully
 - 3 – Reasonably
 - 2 – Partially
 - 1 – Slightly
 - 0 – Unable to
14. Teachers are able to identify your weaknesses and help you to overcome them.
- 4 – Every time
 - 3 – Usually
 - 2 – Occasionally/Sometimes
 - 1 – Rarely
 - 0 – Never
15. The institution makes effort to engage students in the monitoring, review and continuous quality improvement of the teaching learning process.
- 4 – Strongly agree
 - 3 – Agree
 - 2 – Neutral
 - 1 – Disagree
 - 0 – Strongly disagree
16. The institute/ teachers use student centric methods, such as experiential learning, participative learning and problem solving methodologies for enhancing learning experiences.
- 4 – To a great extent
 - 3 – Moderate
 - 2 – Some what
 - 1 – Very little
 - 0 – Not at all
17. Teachers encourage you to participate in extracurricular activities.
- 4 – Strongly agree
 - 3 – Agree
 - 2 – Neutral
 - 1 – Disagree
 - 0 – Strongly disagree

18. Efforts are made by the institute/ teachers to inculcate soft skills, life skills and employability skills to make you ready for the world of work.

4 – To a great extent

3 – Moderate

2 – Some what

1 – Very little

0 – Not at all

19. What percentage of teachers use ICT tools such as LCD projector, Multimedia, etc. while teaching.

4 – Above 90%

3 – 70 – 89%

2 – 50 – 69%

1 – 30 – 49%

0 – Below 29%

20. The overall quality of teaching-learning process in your institute is very good.

4 – Strongly agree

3 – Agree

2 – Neutral

1 – Disagree

0 – Strongly disagree


21. Give three observation / suggestions to improve the overall teaching – learning experience in your institution.

a)

Computer education

b)

c)



Sign

Rashtramata Indira Gandhi College , Jalna

Academic Year 2016-17

Criterion II – Teaching–Learning and Evaluation Student Satisfaction Survey on
Teaching Learning Process

Name of Student : Tidke Sanoti Rayaram

Class : B.A-I

Following are questions for student satisfaction survey regarding teaching learning process.

1. How much of the syllabus was covered in the class?

- ☒ 4 – 85 to 100%
- ☐ 3 – 70 to 84%
- ☐ 2 – 55 to 69%
- ☐ 1 – 30 to 54%
- ☐ 0 – Below 30%

2. How well did the teachers prepare for the classes?

- ☐ 4 – Thoroughly
- ☒ 3 – Satisfactorily
- ☐ 2 – Poorly
- ☐ 1 – Indifferently
- ☐ 0 – Won't teach at all

3. How well were the teachers able to communicate?

- ☐ 4 – Always effective
- ☐ 3 – Sometimes effective
- ☒ 2 – Just satisfactorily
- ☐ 1 – Generally ineffective
- ☐ 0 – Very poor communication

4. The teacher's approach to teaching can best be described as

- ☐ 4 – Excellent
- ☐ 3 – Very good
- ☒ 2 – Good
- ☐ 1 – Fair
- ☐ 0 – Poor

5. Fairness of the internal evaluation process by the teachers.

- ☒ 4 – Always fair
- ☐ 3 – Usually fair
- ☐ 2 – Sometimes unfair
- ☐ 1 – Usually unfair
- ☐ 0 – Unfair

6. Was your performance in assignments discussed with you?

- ☐ 4 – Every time
- ☒ 3 – Usually
- ☐ 2 – Occasionally/Sometimes
- ☐ 1 – Rarely
- ☐ 0 – Never

7. The institute takes active interest in promoting internship, student exchange, field visit opportunities for students.

- ☐ 4 – Regularly
- ☐ 3 – Often
- ☐ 2 – Sometimes
- ☐ 1 – Rarely
- ☒ 0 – Never

8. The teaching and mentoring process in your institution facilitates you in cognitive, social and emotional growth.

- ☒ 4 – Significantly
- ☐ 3 – Very well
- ☐ 2 – Moderately
- ☐ 1 – Marginally
- ☐ 0 – Not at all

9. The institution provides multiple opportunities to learn and grow.

- ☐ 4 – Strongly agree
- ☒ 3 – Agree
- ☐ 2 – Neutral
- ☐ 1 – Disagree
- ☐ 0 – Strongly disagree

10. Teachers inform you about your expected competencies, course outcomes and programme outcomes.

- ☐ 4 – Every time
- ☒ 3 – Usually
- ☐ 2 – Occasionally/Sometimes
- ☐ 1 – Rarely
- ☐ 0 – Never

11. Your mentor does a necessary follow-up with an assigned task to you.

- ☐ 4 – Every time
- ☒ 3 – Usually
- ☐ 2 – Occasionally/Sometimes
- ☐ 1 – Rarely
- ☐ 0 – I don't have a mentor

12. The teachers illustrate the concepts through examples and applications.

4 – Every time

3 – Usually

2 – Occasionally/Sometimes

1 – Rarely

0 – Never

13. The teachers identify your strengths and encourage you with providing right level of challenges.

4 – Fully

3 – Reasonably

2 – Partially

1 – Slightly

0 – Unable to

14. Teachers are able to identify your weaknesses and help you to overcome them.

4 – Every time

3 – Usually

2 – Occasionally/Sometimes

1 – Rarely

0 – Never

15. The institution makes effort to engage students in the monitoring, review and continuous quality improvement of the teaching learning process.

4 – Strongly agree

3 – Agree

2 – Neutral

1 – Disagree

0 – Strongly disagree

16. The institute/ teachers use student centric methods, such as experiential learning, participative learning and problem solving methodologies for enhancing learning experiences.

4 – To a great extent

3 – Moderate

2 – Some what

1 – Very little

0 – Not at all

17. Teachers encourage you to participate in extracurricular activities.

4 – Strongly agree

3 – Agree

2 – Neutral

1 – Disagree

0 – Strongly disagree

18. Efforts are made by the institute/ teachers to inculcate soft skills, life skills and employability skills to make you ready for the world of work.

4 – To a great extent

☒ 3 – Moderate

2 – Some what

1 – Very little

0 – Not at all

19. What percentage of teachers use ICT tools such as LCD projector, Multimedia, etc. while teaching.

4 – Above 90%

3 – 70 – 89%

☒ 2 – 50 – 69%

1 – 30 – 49%

0 – Below 29%

20. The overall quality of teaching-learning process in your institute is very good.

4 – Strongly agree

☒ 3 – Agree

2 – Neutral

1 – Disagree

0 – Strongly disagree


21. Give three observation / suggestions to improve the overall teaching – learning experience in your institution.

a)

Computer education

b)

c)



Sign

Rashtramata Indira Gandhi College, Jalna

Academic Year 2016-17

Criterion II – Teaching–Learning and Evaluation Student Satisfaction Survey on
Teaching Learning Process

Name of Student : Vidya Sagar Ramdas.
Class : B.A. 1st

Following are questions for student satisfaction survey regarding teaching learning process.

1. How much of the syllabus was covered in the class?
☒ 4 – 85 to 100%
3 – 70 to 84%
2 – 55 to 69%
1 – 30 to 54%
0 – Below 30%
2. How well did the teachers prepare for the classes?
4 – Thoroughly
3 – Satisfactorily
2 – Poorly
☒ 1 – Indifferently
0 – Won't teach at all
3. How well were the teachers able to communicate?
4 – Always effective
3 – Sometimes effective
2 – Just satisfactorily
1 – Generally ineffective
☒ 0 – Very poor communication
4. The teacher's approach to teaching can best be described as
4 – Excellent
3 – Very good
2 – Good
☒ 1 – Fair
0 – Poor

5. Fairness of the internal evaluation process by the teachers.

4 – Always fair

☒ 3 – Usually fair

2 – Sometimes unfair

1 – Usually unfair

0 – Unfair

6. Was your performance in assignments discussed with you?

4 – Every time

3 – Usually

2 – Occasionally/Sometimes

☒ 1 – Rarely

0 – Never

7. The institute takes active interest in promoting internship, student exchange, field visit opportunities for students.

4 – Regularly

☒ 3 – Often

2 – Sometimes

1 – Rarely

0 – Never

8. The teaching and mentoring process in your institution facilitates you in cognitive, social and emotional growth.

☒ 4 – Significantly

3 – Very well

2 – Moderately

1 – Marginally

0 – Not at all

9. The institution provides multiple opportunities to learn and grow.

4 – Strongly agree

3 – Agree

2 – Neutral

☒ 1 – Disagree

0 – Strongly disagree

10. Teachers inform you about your expected competencies, course outcomes and programme outcomes.

4 – Every time

☒ 3 – Usually

2 – Occasionally/Sometimes

1 – Rarely

0 – Never

11. Your mentor does a necessary follow-up with an assigned task to you.

☒ 4 – Every time

3 – Usually

2 – Occasionally/Sometimes

1 – Rarely

0 – I don't have a mentor

The teachers illustrate the concepts through examples and applications.

- 4 – Every time
- 3 – Usually
- 2 – Occasionally/Sometimes
- 1 – Rarely
- 0 – Never

13. The teachers identify your strengths and encourage you with providing right level of challenges.

- 4 – Fully
- 3 – Reasonably
- 2 – Partially
- 1 – Slightly
- 0 – Unable to

14. Teachers are able to identify your weaknesses and help you to overcome them.

- 4 – Every time
- 3 – Usually
- 2 – Occasionally/Sometimes
- 1 – Rarely
- 0 – Never

15. The institution makes effort to engage students in the monitoring, review and continuous quality improvement of the teaching learning process.

- 4 – Strongly agree
- 3 – Agree
- 2 – Neutral
- 1 – Disagree
- 0 – Strongly disagree

16. The institute/ teachers use student centric methods, such as experiential learning, participative learning and problem solving methodologies for enhancing learning experiences.

- 4 – To a great extent
- 3 – Moderate
- 2 – Some what
- 1 – Very little
- 0 – Not at all

17. Teachers encourage you to participate in extracurricular activities.

- 4 – Strongly agree
- 3 – Agree
- 2 – Neutral
- 1 – Disagree
- 0 – Strongly disagree

18. Efforts are made by the institute/ teachers to inculcate soft skills, life skills and employability skills to make you ready for the world of work.

4 – To a great extent

3 – Moderate

2 – Some what

1 – Very little

0 – Not at all

19. What percentage of teachers use ICT tools such as LCD projector, Multimedia, etc. while teaching.

4 – Above 90%

3 – 70 – 89%

2 – 50 – 69%

1 – 30 – 49%

0 – Below 29%

20. The overall quality of teaching-learning process in your institute is very good.

4 – Strongly agree

3 – Agree

2 – Neutral

1 – Disagree

0 – Strongly disagree


21. Give three observation / suggestions to improve the overall teaching – learning experience in your institution.

a)

Project educator

b)

c)



Sign

Rashtramata Indira Gandhi College , Jalna

Academic Year 2016-17

**Criterion II – Teaching–Learning and Evaluation Student Satisfaction Survey on
Teaching Learning Process**

Name of Student : Bhotekar Akash Shingel
Class : BA II

Following are questions for student satisfaction survey regarding teaching learning process.

1. How much of the syllabus was covered in the class?
4 – 85 to 100%
3 – 70 to 84%
2 – 55 to 69%
1 – 30 to 54%
0 – Below 30%
2. How well did the teachers prepare for the classes?
4 – Thoroughly
3 – Satisfactorily
2 – Poorly
1 – Indifferently
0 – Won't teach at all
3. How well were the teachers able to communicate?
4 – Always effective
3 – Sometimes effective
2 – Just satisfactorily
1 – Generally ineffective
0 – Very poor communication
4. The teacher's approach to teaching can best be described as
4 – Excellent
3 – Very good
2 – Good
1 – Fair
0 – Poor

5. Fairness of the internal evaluation process by the teachers.
- 4 – Always fair
 - 3 – Usually fair
 - 2 – Sometimes unfair
 - 1 – Usually unfair
 - 0 – Unfair
6. Was your performance in assignments discussed with you?
- 4 – Every time
 - 3 – Usually
 - 2 – Occasionally/Sometimes
 - 1 – Rarely
 - 0 – Never
7. The institute takes active interest in promoting internship, student exchange, field visit opportunities for students.
- 4 – Regularly
 - 3 – Often
 - 2 – Sometimes
 - 1 – Rarely
 - 0 – Never
8. The teaching and mentoring process in your institution facilitates you in cognitive, social and emotional growth.
- 4 – Significantly
 - 3 – Very well
 - 2 – Moderately
 - 1 – Marginally
 - 0 – Not at all
9. The institution provides multiple opportunities to learn and grow.
- 4 – Strongly agree
 - 3 – Agree
 - 2 – Neutral
 - 1 – Disagree
 - 0 – Strongly disagree
10. Teachers inform you about your expected competencies, course outcomes and programme outcomes.
- 4 – Every time
 - 3 – Usually
 - 2 – Occasionally/Sometimes
 - 1 – Rarely
 - 0 – Never
11. Your mentor does a necessary follow-up with an assigned task to you.
- 4 – Every time
 - 3 – Usually
 - 2 – Occasionally/Sometimes
 - 1 – Rarely
 - 0 – I don't have a mentor

The teachers illustrate the concepts through examples and applications.

4 - Every time

3 - ~~Usually~~

13. The teacher uses various challenges.

4 - Every time

3 - ~~Usually~~

2 - ~~Occasionally/Sometimes~~

1 - Rarely

0 - Never

15. The institution makes effort to engage students in the monitoring, review and continuous quality improvement of the teaching learning process.

4 - Strongly agree

3 - Agree

2 - Neutral

1 - Disagree

0 - ~~Strongly disagree~~

16. The institution/teachers use student centric methods, such as experiential learning, participative learning and problem solving methodologies for enhancing learning experiences.

4 - To a great extent

3 - Moderate

2 - ~~Some what~~

1 - ~~Very little~~

0 - ~~Not at all~~

2. The teachers illustrate the concepts through examples and applications.

4 – Every time

3 – Usually

2 – Occasionally/Sometimes

1 – Rarely

0 – Never

13. The teachers identify your strengths and encourage you with providing right level of challenges.

4 – Fully

3 – Reasonably

2 – Partially

1 – Slightly

0 – Unable to

14. Teachers are able to identify your weaknesses and help you to overcome them.

4 – Every time

3 – Usually

2 – Occasionally/Sometimes

1 – Rarely

0 – Never

15. The institution makes effort to engage students in the monitoring, review and continuous quality improvement of the teaching learning process.

4 – Strongly agree

3 – Agree

2 – Neutral

1 – Disagree

0 – Strongly disagree

16. The institute/ teachers use student centric methods, such as experiential learning, participative learning and problem solving methodologies for enhancing learning experiences.

4 – To a great extent

3 – Moderate

2 – Some what

1 – Very little

0 – Not at all

17. Teachers encourage you to participate in extracurricular activities.

4 – Strongly agree

3 – Agree

2 – Neutral

1 – Disagree

0 – Strongly disagree

5. Efforts are made by the institute/ teachers to inculcate soft skills, life skills and employability skills to make you ready for the world of work.

4 – To a great extent

3 – Moderate

2 – Some what

1 – Very little

0 – Not at all

19. What percentage of teachers use ICT tools such as LCD projector, Multimedia, etc. while teaching.

4 – Above 90%

3 – ~~70 – 89%~~

2 – 50 – 69%

1 – 30 – 49%

0 – Below 29%

20. The overall quality of teaching-learning process in your institute is very good.

4 – Strongly agree

3 – Agree

2 – Neutral

1 – Disagree

0 – Strongly disagree

21. Give three observation / suggestions to improve the overall teaching – learning experience in your institution.

a)

Projector education

b)

c)

Rashtramata Indira Gandhi College , Jalna

Academic Year 2016-17

Criterion II – Teaching–Learning and Evaluation Student Satisfaction Survey on
Teaching Learning Process

Name of Student : Bawasker Sharvael Nana

Class : B.A. IInd

Following are questions for student satisfaction survey regarding teaching learning process.

1. How much of the syllabus was covered in the class?
4 – 85 to 100%
3 – 70 to 84%
2 – 55 to 69%
1 – 30 to 54%
0 – Below 30%
2. How well did the teachers prepare for the classes?
4 – Thoroughly
3 – Satisfactorily
2 – Poorly
1 – Indifferently
0 – Won't teach at all
3. How well were the teachers able to communicate?
4 – Always effective
3 – Sometimes effective
2 – Just satisfactorily
1 – Generally ineffective
0 – Very poor communication
4. The teacher's approach to teaching can best be described as
4 – Excellent
3 – Very good
2 – Good
1 – Fair
0 – Poor

5. Fairness of the internal evaluation process by the teachers.

- 4 – Always fair
- 3 – Usually fair
- 2 – Sometimes unfair
- 1 – Usually unfair
- 0 – Unfair

6. Was your performance in assignments discussed with you?

- 4 – Every time
- 3 – Usually
- 2 – Occasionally/Sometimes
- 1 – Rarely
- 0 – Never

7. The institute takes active interest in promoting internship, student exchange, field visit opportunities for students.

- 4 – Regularly
- 3 – Often
- 2 – Sometimes
- 1 – Rarely
- 0 – Never

8. The teaching and mentoring process in your institution facilitates you in cognitive, social and emotional growth.

- 4 – Significantly
- 3 – Very well
- 2 – Moderately
- 1 – Marginally
- 0 – Not at all

9. The institution provides multiple opportunities to learn and grow.

- 4 – Strongly agree
- 3 – Agree
- 2 – Neutral
- 1 – Disagree
- 0 – Strongly disagree

10. Teachers inform you about your expected competencies, course outcomes and programme outcomes.

- 4 – Every time
- 3 – Usually
- 2 – Occasionally/Sometimes
- 1 – Rarely
- 0 – Never

11. Your mentor does a necessary follow-up with an assigned task to you.

- 4 – Every time
- 3 – Usually
- 2 – Occasionally/Sometimes
- 1 – Rarely
- 0 – I don't have a mentor

12. The teachers illustrate the concepts through examples and applications.

- 4 – Every time
- 3 – Usually
- 2 – Occasionally/Sometimes
- 1 – Rarely
- 0 – Never

13. The teachers identify your strengths and encourage you with providing right level of challenges.

- 4 – Fully
- 3 – Reasonably
- 2 – Partially
- 1 – Slightly
- 0 – Unable to

14. Teachers are able to identify your weaknesses and help you to overcome them.

- 4 – Every time
- 3 – Usually
- 2 – Occasionally/Sometimes
- 1 – Rarely
- 0 – Never

15. The institution makes effort to engage students in the monitoring, review and continuous quality improvement of the teaching learning process.

- 4 – Strongly agree
- 3 – Agree
- 2 – Neutral
- 1 – Disagree
- 0 – Strongly disagree

16. The institute/ teachers use student centric methods, such as experiential learning, participatory learning and problem solving methodologies for enhancing learning experiences.

- 4 – To a great extent
- 3 – Moderate
- 2 – Some what
- 1 – Very little
- 0 – Not at all

17. Teachers encourage you to participate in extracurricular activities.

- 4 – Strongly agree
- 3 – Agree
- 2 – Neutral
- 1 – Disagree
- 0 – Strongly disagree

Rashtramata Indira Gandhi College , Jalna

Academic Year 2016-17

**Criterion II – Teaching–Learning and Evaluation Student Satisfaction Survey on
Teaching Learning Process**

Name of Student : Dhane Bharekar & ailes

Class : B.A.II

Following are questions for student satisfaction survey regarding teaching learning process.

1. How much of the syllabus was covered in the class?
4 – 85 to 100%
3 – 70 to 84%
2 – 55 to 69%
1 – 30 to 54%
0 – Below 30%
2. How well did the teachers prepare for the classes?
4 – Thoroughly
3 – Satisfactorily
2 – Poorly
1 – Indifferently
0 – Won't teach at all
3. How well were the teachers able to communicate?
4 – Always effective
3 – Sometimes effective
2 – Just satisfactorily
1 – Generally ineffective
0 – Very poor communication
4. The teacher's approach to teaching can best be described as
4 – Excellent
3 – Very good
2 – Good
1 – Fair
0 – Poor

5. Fairness of the internal evaluation process by the teachers.
- 4 – Always fair
 - 3 – Usually fair
 - 2 – Sometimes unfair
 - 1 – Usually unfair
 - 0 – Unfair
6. Was your performance in assignments discussed with you?
- 4 – Every time
 - 3 – Usually
 - 2 – Occasionally/Sometimes
 - 1 – Rarely
 - 0 – Never
7. The institute takes active interest in promoting internship, student exchange, field visit opportunities for students.
- 4 – Regularly
 - 3 – Often
 - 2 – Sometimes
 - 1 – Rarely
 - 0 – Never
8. The teaching and mentoring process in your institution facilitates you in cognitive, social and emotional growth.
- 4 – Significantly
 - 3 – Very well
 - 2 – Moderately
 - 1 – Marginally
 - 0 – Not at all
9. The institution provides multiple opportunities to learn and grow.
- 4 – Strongly agree
 - 3 – Agree
 - 2 – Neutral
 - 1 – Disagree
 - 0 – Strongly disagree
10. Teachers inform you about your expected competencies, course outcomes and programme outcomes.
- 4 – Every time
 - 3 – Usually
 - 2 – Occasionally/Sometimes
 - 1 – Rarely
 - 0 – Never
11. Your mentor does a necessary follow-up with an assigned task to you.
- 4 – Every time
 - 3 – Usually
 - 2 – Occasionally/Sometimes
 - 1 – Rarely
 - 0 – I don't have a mentor

12. The teachers illustrate the concepts through examples and applications.

- 4 – Every time
- 3 – Usually
- 2 – Occasionally/Sometimes
- 1 – Rarely
- 0 – Never

13. The teachers identify your strengths and encourage you with providing right level of challenges.

- 4 – Fully
- 3 – Reasonably
- 2 – Partially
- 1 – Slightly
- 0 – Unable to

14. Teachers are able to identify your weaknesses and help you to overcome them.

- 4 – Every time
- 3 – Usually
- 2 – Occasionally/Sometimes
- 1 – Rarely
- 0 – Never

15. The institution makes effort to engage students in the monitoring, review and continuous quality improvement of the teaching learning process.

- 4 – Strongly agree
- 3 – Agree
- 2 – Neutral
- 1 – Disagree
- 0 – Strongly disagree

16. The institute/ teachers use student centric methods, such as experiential learning, participative learning and problem solving methodologies for enhancing learning experiences.

- 4 – To a great extent
- 3 – Moderate
- 2 – Some what
- 1 – Very little
- 0 – Not at all

17. Teachers encourage you to participate in extracurricular activities.

- 4 – Strongly agree
- 3 – Agree
- 2 – Neutral
- 1 – Disagree
- 0 – Strongly disagree

18. Efforts are made by the institute/ teachers to inculcate soft skills, life skills and employability skills to make you ready for the world of work.

4 - To a great extent

3 - Moderate

2 - Some what

1 - Very little

0 - Not at all

19. What percentage of teachers use ICT tools such as LCD projector, Multimedia, etc. while teaching.

4 - Above 90%

3 - 70 - 89%

2 - 50 - 69%

1 - 30 - 49%

0 - Below 29%

20. The overall quality of teaching-learning process in your institute is very good.

4 - Strongly agree

3 - Agree

2 - Neutral

1 - Disagree


0 - Strongly disagree

21. Give three observation / suggestions to improve the overall teaching - learning experience in your institution.

a) Laptop education

b)

c)


Sign

Rashtramata Indira Gandhi College , Jalna

Academic Year 2016-17

Criterion II – Teaching–Learning and Evaluation Student Satisfaction Survey on
Teaching Learning Process

Name of Student : Shashik Govind Ganpat
Class : B.A. IInd

Following are questions for student satisfaction survey regarding teaching learning process.

1. How much of the syllabus was covered in the class?
☒ 4 – 85 to 100%
3 – 70 to 84%
2 – 55 to 69%
1 – 30 to 54%
0 – Below 30%
2. How well did the teachers prepare for the classes?
4 – Thoroughly
☒ 3 – Satisfactorily
2 – Poorly
1 – Indifferently
0 – Won't teach at all
3. How well were the teachers able to communicate?
4 – Always effective
☒ 3 – Sometimes effective
2 – Just satisfactorily
1 – Generally ineffective
0 – Very poor communication
4. The teacher's approach to teaching can best be described as
4 – Excellent
3 – Very good
☒ 2 – Good
1 – Fair
0 – Poor

5. Fairness of the internal evaluation process by the teachers.

4 – Always fair

3 – Usually fair

☒ 2 – Sometimes unfair

1 – Usually unfair

0 – Unfair

6. Was your performance in assignments discussed with you?

4 – Every time

3 – Usually

☒ 2 – Occasionally/Sometimes

1 – Rarely

0 – Never

7. The institute takes active interest in promoting internship, student exchange, field visit opportunities for students.

4 – Regularly

☒ 3 – Often

2 – Sometimes

1 – Rarely

0 – Never

8. The teaching and mentoring process in your institution facilitates you in cognitive, social and emotional growth.

4 – Significantly

3 – Very well

2 – Moderately

☒ 1 – Marginally

0 – Not at all

9. The institution provides multiple opportunities to learn and grow.

4 – Strongly agree

3 – Agree

2 – Neutral

1 – Disagree

☒ 0 – Strongly disagree

10. Teachers inform you about your expected competencies, course outcomes and programme outcomes.

☒ 4 – Every time

3 – Usually

2 – Occasionally/Sometimes

1 – Rarely

0 – Never

11. Your mentor does a necessary follow-up with an assigned task to you.

4 – Every time

☒ 3 – Usually

2 – Occasionally/Sometimes

1 – Rarely

0 – I don't have a mentor

12. The teachers illustrate the concepts through examples and applications.

- 4 – Every time
- 3 – Usually
- 2 – Occasionally/Sometimes
- 1 – Rarely
- 0 – Never

13. The teachers identify your strengths and encourage you with providing right level of challenges.

- 4 – Fully
- 3 – Reasonably
- 2 – Partially
- 1 – Slightly
- 0 – Unable to

14. Teachers are able to identify your weaknesses and help you to overcome them.

- 4 – Every time
- 3 – Usually
- 2 – Occasionally/Sometimes
- 1 – Rarely
- 0 – Never

15. The institution makes effort to engage students in the monitoring, review and continuous quality improvement of the teaching learning process.

- 4 – Strongly agree
- 3 – Agree
- 2 – Neutral
- 1 – Disagree
- 0 – Strongly disagree

16. The institute/ teachers use student centric methods, such as experiential learning, participative learning and problem solving methodologies for enhancing learning experiences.

- 4 – To a great extent
- 3 – Moderate
- 2 – Some what
- 1 – Very little
- 0 – Not at all

17. Teachers encourage you to participate in extracurricular activities.

- 4 – Strongly agree
- 3 – Agree
- 2 – Neutral
- 1 – Disagree
- 0 – Strongly disagree

18. Efforts are made by the institute/ teachers to inculcate soft skills, life skills and employability skills to make you ready for the world of work.

4 – To a great extent

3 – Moderate

2 – Some what

1 – Very little

0 – Not at all

19. What percentage of teachers use ICT tools such as LCD projector, Multimedia, etc. while teaching.

4 – Above 90%

3 – 70 – 89%

2 – 50 – 69%

1 – 30 – 49%

0 – Below 29%

20. The overall quality of teaching-learning process in your institute is very good.

4 – Strongly agree

3 – Agree

2 – Neutral

1 – Disagree

0 – Strongly disagree

21. Give three observation / suggestions to improve the overall teaching – learning experience in your institution.

a) *Computer education*

b)

c)

[Signature]
Sign

5. Fairness of the internal evaluation process by the teachers.

4 – Always fair

3 – Usually fair

☒ 2 – Sometimes unfair

1 – Usually unfair

0 – Unfair

6. Was your performance in assignments discussed with you?

4 – Every time

3 – Usually

☒ 2 – Occasionally/Sometimes

1 – Rarely

0 – Never

7. The institute takes active interest in promoting internship, student exchange, field visit opportunities for students.

4 – Regularly

☒ 3 – Often

2 – Sometimes

1 – Rarely

0 – Never

8. The teaching and mentoring process in your institution facilitates you in cognitive, social and emotional growth.

4 – Significantly

3 – Very well

2 – Moderately

☒ 1 – Marginally

0 – Not at all

9. The institution provides multiple opportunities to learn and grow.

4 – Strongly agree

3 – Agree

2 – Neutral

1 – Disagree

☒ 0 – Strongly disagree

10. Teachers inform you about your expected competencies, course outcomes and programme outcomes.

☒ 4 – Every time

3 – Usually

2 – Occasionally/Sometimes

1 – Rarely

0 – Never

11. Your mentor does a necessary follow-up with an assigned task to you.

4 – Every time

☒ 3 – Usually

2 – Occasionally/Sometimes

1 – Rarely

0 – I don't have a mentor

18. Efforts are made by the institute/ teachers to inculcate soft skills, life skills and employability skills to make you ready for the world of work.

4 – To a great extent

3 – Moderate

2 – Some what

1 – Very little

0 – Not at all

19. What percentage of teachers use ICT tools such as LCD projector, Multimedia, etc. while teaching.

4 – Above 90%

3 – 70 – 89%

2 – 50 – 69%

1 – 30 – 49%

0 – Below 29%

20. The overall quality of teaching-learning process in your institute is very good.

4 – Strongly agree

3 – Agree

2 – Neutral

1 – Disagree

0 – Strongly disagree

21. Give three observation / suggestions to improve the overall teaching – learning experience in your institution.

a) *Computer education*

b)

c)

[Signature]
Sign

Rashtramata Indira Gandhi College , Jalna

Academic Year 2016-17

**Criterion II – Teaching–Learning and Evaluation Student Satisfaction Survey on
Teaching Learning Process**

Name of Student : Maske Arun Karbhari

Class : B-A-I

Following are questions for student satisfaction survey regarding teaching learning process.

1. How much of the syllabus was covered in the class?

4 – 85 to 100%

☒ 3 – 70 to 84%

2 – 55 to 69%

1 – 30 to 54%

0 – Below 30%

2. How well did the teachers prepare for the classes?

4 – Thoroughly

☒ 3 – Satisfactorily

2 – Poorly

1 – Indifferently

0 – Won't teach at all

3. How well were the teachers able to communicate?

4 – Always effective

3 – Sometimes effective

2 – Just satisfactorily

☒ 1 – Generally ineffective

0 – Very poor communication

4. The teacher's approach to teaching can best be described as

4 – Excellent

☒ 3 – Very good

2 – Good

1 – Fair

0 – Poor

5. Fairness of the internal evaluation process by the teachers.
- 4 – Always fair
 - 3 – Usually fair
 - 2 – Sometimes unfair
 - ☒ 1 – Usually unfair
 - 0 – Unfair
6. Was your performance in assignments discussed with you?
- 4 – Every time
 - 3 – Usually
 - 2 – Occasionally/Sometimes
 - 1 – Rarely
 - 0 – Never
7. The institute takes active interest in promoting internship, student exchange, field visit opportunities for students.
- 4 – Regularly
 - ☒ 3 – Often
 - 2 – Sometimes
 - 1 – Rarely
 - 0 – Never
8. The teaching and mentoring process in your institution facilitates you in cognitive, social and emotional growth.
- 4 – Significantly
 - ☒ 3 – Very well
 - 2 – Moderately
 - 1 – Marginally
 - 0 – Not at all
9. The institution provides multiple opportunities to learn and grow.
- 4 – Strongly agree
 - 3 – Agree
 - 2 – Neutral
 - ☒ 1 – Disagree
 - 0 – Strongly disagree
10. Teachers inform you about your expected competencies, course outcomes and programme outcomes.
- 4 – Every time
 - 3 – Usually
 - ☒ 2 – Occasionally/Sometimes
 - 1 – Rarely
 - 0 – Never
11. Your mentor does a necessary follow-up with an assigned task to you.
- 4 – Every time
 - ☒ 3 – Usually
 - 2 – Occasionally/Sometimes
 - 1 – Rarely
 - 0 – I don't have a mentor

12. The teachers illustrate the concepts through examples and applications.

- 4 – Every time
- 3 – Usually
- ~~2 – Occasionally/Sometimes~~
- ~~1 – Rarely~~
- 0 – Never

13. The teachers identify your strengths and encourage you with providing right level of challenges.

- 4 – Fully
- 3 – Reasonably
- 2 – Partially
- ~~1 – Slightly~~
- 0 – Unable to

14. Teachers are able to identify your weaknesses and help you to overcome them.

- 4 – Every time
- 3 – Usually
- ~~2 – Occasionally/Sometimes~~
- ~~1 – Rarely~~
- 0 – Never

15. The institution makes effort to engage students in the monitoring, review and continuous quality improvement of the teaching learning process.

- 4 – Strongly agree
- 3 – Agree
- ~~2 – Neutral~~
- ~~1 – Disagree~~
- 0 – Strongly disagree

16. The institute/ teachers use student centric methods, such as experiential learning, participative learning and problem solving methodologies for enhancing learning experiences.

- 4 – To a great extent
- 3 – Moderate
- 2 – Some what
- ~~1 – Very little~~
- 0 – Not at all

17. Teachers encourage you to participate in extracurricular activities.

- 4 – Strongly agree
- 3 – Agree
- ~~2 – Neutral~~
- ~~1 – Disagree~~
- 0 – Strongly disagree

18. Efforts are made by the institute/ teachers to inculcate soft skills, life skills and employability skills to make you ready for the world of work.

4 – To a great extent

3 – Moderate

2 – Some what

☒ 1 – Very little

0 – Not at all

19. What percentage of teachers use ICT tools such as LCD projector, Multimedia, etc. while teaching.

4 – Above 90%

3 – 70 – 89%

☒ 2 – 50 – 69%

1 – 30 – 49%

0 – Below 29%

20. The overall quality of teaching-learning process in your institute is very good.

4 – Strongly agree

3 – Agree

☒ 2 – Neutral

1 – Disagree

0 – Strongly disagree

21. Give three observation / suggestions to improve the overall teaching – learning experience in your institution.

a)

Laptop education

b)

c)

Sign



Rashtramata Indira Gandhi College , Jalna

Academic Year 2016-17

Criterion II – Teaching–Learning and Evaluation Student Satisfaction Survey on
Teaching Learning Process

Name of Student : pagare Rajive Ramesh

Class : B.A. IInd

Following are questions for student satisfaction survey regarding teaching learning process.

1. How much of the syllabus was covered in the class?
☒ 4 – 85 to 100%
☐ 3 – 70 to 84%
☐ 2 – 55 to 69%
☐ 1 – 30 to 54%
☐ 0 – Below 30%
2. How well did the teachers prepare for the classes?
☐ 4 – Thoroughly
☒ 3 – Satisfactorily
☐ 2 – Poorly
☐ 1 – Indifferently
☐ 0 – Won't teach at all
3. How well were the teachers able to communicate?
☒ 4 – Always effective
☐ 3 – Sometimes effective
☐ 2 – Just satisfactorily
☐ 1 – Generally ineffective
☐ 0 – Very poor communication
4. The teacher's approach to teaching can best be described as
☐ 4 – Excellent
☐ 3 – Very good
☒ 2 – Good
☐ 1 – Fair
☐ 0 – Poor

5. Fairness of the internal evaluation process by the teachers.

4 – Always fair

3 – Usually fair

2 – Sometimes unfair

1 – Usually unfair

~~0~~ – Unfair

6. Was your performance in assignments discussed with you?

4 – Every time

3 – Usually

~~2~~ – Occasionally/Sometimes

1 – Rarely

0 – Never

7. The institute takes active interest in promoting internship, student exchange, field visit opportunities for students.

4 – Regularly

~~3~~ – Often

2 – Sometimes

1 – Rarely

0 – Never

8. The teaching and mentoring process in your institution facilitates you in cognitive, social and emotional growth.

4 – Significantly

3 – Very well

2 – Moderately

~~1~~ – Marginally

0 – Not at all

9. The institution provides multiple opportunities to learn and grow.

4 – Strongly agree

3 – Agree

~~2~~ – Neutral

1 – Disagree

0 – Strongly disagree

10. Teachers inform you about your expected competencies, course outcomes and programme outcomes.

4 – Every time

~~3~~ – Usually

2 – Occasionally/Sometimes

1 – Rarely

0 – Never

11. Your mentor does a necessary follow-up with an assigned task to you.

~~4~~ – Every time

3 – Usually

2 – Occasionally/Sometimes

1 – Rarely

0 – I don't have a mentor

The teachers illustrate the concepts through examples and applications.

4 – Every time

3 – Usually

2 – Occasionally/Sometimes

1 – Rarely

0 – Never

13. The teachers identify your strengths and encourage you with providing right level of challenges.

4 – Fully

3 – Reasonably

2 – Partially

1 – Slightly

0 – Unable to

14. Teachers are able to identify your weaknesses and help you to overcome them.

4 – Every time

3 – Usually

2 – Occasionally/Sometimes

1 – Rarely

0 – Never

15. The institution makes effort to engage students in the monitoring, review and continuous quality improvement of the teaching learning process.

4 – Strongly agree

3 – Agree

2 – Neutral

1 – Disagree

0 – Strongly disagree

16. The institute/ teachers use student centric methods, such as experiential learning, participative learning and problem solving methodologies for enhancing learning experiences.

4 – To a great extent

3 – Moderate

2 – Some what

1 – Very little

0 – Not at all

17. Teachers encourage you to participate in extracurricular activities.

4 – Strongly agree

3 – Agree

2 – Neutral

1 – Disagree

0 – Strongly disagree

18. Efforts are made by the institute/ teachers to inculcate soft skills, life skills and employability skills to make you ready for the world of work.

4 – To a great extent

3 – Moderate

2 – Some what

1 – Very little

0 – Not at all

19. What percentage of teachers use ICT tools such as LCD projector, Multimedia, etc. while teaching.

4 – Above 90%

3 – 70 – 89%

2 – 50 – 69%

1 – 30 – 49%

0 – Below 29%

20. The overall quality of teaching-learning process in your institute is very good.

4 – Strongly agree

3 – Agree

2 – Neutral

1 – Disagree


0 – Strongly disagree

21. Give three observation / suggestions to improve the overall teaching – learning experience in your institution.

a) Computer education

b)

c)


Sign

Rashtramata Indira Gandhi College , Jalna

Academic Year 2016-17

Criterion II – Teaching–Learning and Evaluation Student Satisfaction Survey on
Teaching Learning Process

Name of Student : Sayed Sana Sayed Ariz

Class : B.A. IInd

Following are questions for student satisfaction survey regarding teaching learning process.

1. How much of the syllabus was covered in the class?
☒ 4 – 85 to 100%
3 – 70 to 84%
2 – 55 to 69%
1 – 30 to 54%
0 – Below 30%
2. How well did the teachers prepare for the classes?
4 – Thoroughly
☒ 3 – Satisfactorily
2 – Poorly
1 – Indifferently
0 – Won't teach at all
3. How well were the teachers able to communicate?
4 – Always effective
3 – Sometimes effective
☒ 2 – Just satisfactorily
1 – Generally ineffective
0 – Very poor communication
4. The teacher's approach to teaching can best be described as
4 – Excellent
3 – Very good
☒ 2 – Good
1 – Fair
0 – Poor

5. Fairness of the internal evaluation process by the teachers.

- ☒ 4 - Always fair
- 3 - Usually fair
- 2 - Sometimes unfair
- 1 - Usually unfair
- 0 - Unfair

6. Was your performance in assignments discussed with you?

- 4 - Every time
- ☒ 3 - Usually
- 2 - Occasionally/Sometimes
- 1 - Rarely
- 0 - Never

7. The institute takes active interest in promoting internship, student exchange, field visit opportunities for students.

- 4 - Regularly
- 3 - Often
- 2 - Sometimes
- ☒ 1 - Rarely
- 0 - Never

8. The teaching and mentoring process in your institution facilitates you in cognitive, social and emotional growth.

- ☒ 4 - Significantly
- 3 - Very well
- 2 - Moderately
- 1 - Marginally
- 0 - Not at all

9. The institution provides multiple opportunities to learn and grow.

- 4 - Strongly agree
- 3 - Agree
- ☒ 2 - Neutral
- 1 - Disagree
- 0 - Strongly disagree

10. Teachers inform you about your expected competencies, course outcomes and programme outcomes.

- 4 - Every time
- 3 - Usually
- ☒ 2 - Occasionally/Sometimes
- 1 - Rarely
- 0 - Never

11. Your mentor does a necessary follow-up with an assigned task to you.

- ☒ 4 - Every time
- 3 - Usually
- 2 - Occasionally/Sometimes
- 1 - Rarely
- 0 - I don't have a mentor

12. The teachers illustrate the concepts through examples and applications.

- 4 – Every time
- ~~3 – Usually~~
- 2 – Occasionally/Sometimes
- 1 – Rarely
- 0 – Never

13. The teachers identify your strengths and encourage you with providing right level of challenges.

- 4 – Fully
- 3 – Reasonably
- ~~2 – Partially~~
- 1 – Slightly
- 0 – Unable to

14. Teachers are able to identify your weaknesses and help you to overcome them.

- 4 – Every time
- 3 – Usually
- ~~2 – Occasionally/Sometimes~~
- 1 – Rarely
- 0 – Never

15. The institution makes effort to engage students in the monitoring, review and continuous quality improvement of the teaching learning process.

- 4 – Strongly agree
- 3 – Agree
- ~~2 – Neutral~~
- 1 – Disagree
- 0 – Strongly disagree

16. The institute/ teachers use student centric methods, such as experiential learning, participative learning and problem solving methodologies for enhancing learning experiences.

- 4 – To a great extent
- 3 – Moderate
- ~~2 – Some what~~
- 1 – Very little
- 0 – Not at all

17. Teachers encourage you to participate in extracurricular activities.

- 4 – Strongly agree
- ~~3 – Agree~~
- 2 – Neutral
- 1 – Disagree
- 0 – Strongly disagree

Rashtramata Indira Gandhi College , Jalna

Academic Year 2016-17

**Criterion II – Teaching–Learning and Evaluation Student Satisfaction Survey on
Teaching Learning Process**

Name of Student : साधने सगार सोदागार

Class : B.A → 2nd

Following are questions for student satisfaction survey regarding teaching learning process.

1. How much of the syllabus was covered in the class?
☒ 4 – 85 to 100%
3 – 70 to 84%
2 – 55 to 69%
1 – 30 to 54%
0 – Below 30%
2. How well did the teachers prepare for the classes?
☒ 4 – Thoroughly
3 – Satisfactorily
2 – Poorly
1 – Indifferently
0 – Won't teach at all
3. How well were the teachers able to communicate?
4 – Always effective
☒ 3 – Sometimes effective
2 – Just satisfactorily
1 – Generally ineffective
0 – Very poor communication
4. The teacher's approach to teaching can best be described as
4 – Excellent
3 – Very good
☒ 2 – Good
1 – Fair
0 – Poor

5. Fairness of the internal evaluation process by the teachers.

4 – Always fair

3 – Usually fair

2 – Sometimes unfair

☒ 1 – Usually unfair

0 – Unfair

6. Was your performance in assignments discussed with you?

4 – Every time

3 – Usually

2 – Occasionally/Sometimes

1 – Rarely

☒ 0 – Never

7. The institute takes active interest in promoting internship, student exchange, field visit opportunities for students.

4 – Regularly

3 – Often

2 – Sometimes

☒ 1 – Rarely

0 – Never

8. The teaching and mentoring process in your institution facilitates you in cognitive, social and emotional growth.

4 – Significantly

☒ 3 – Very well

2 – Moderately

1 – Marginally

0 – Not at all

9. The institution provides multiple opportunities to learn and grow.

☒ 4 – Strongly agree

3 – Agree

2 – Neutral

1 – Disagree

0 – Strongly disagree

10. Teachers inform you about your expected competencies, course outcomes and programme outcomes.

4 – Every time

☒ 3 – Usually

2 – Occasionally/Sometimes

1 – Rarely

0 – Never

11. Your mentor does a necessary follow-up with an assigned task to you.

4 – Every time

3 – Usually

2 – Occasionally/Sometimes

☒ 1 – Rarely

0 – I don't have a mentor

12. The teachers illustrate the concepts through examples and applications.

- 4 – Every time
- 3 – Usually
- 2 – Occasionally/Sometimes
- 1 – Rarely
- 0 – Never

13. The teachers identify your strengths and encourage you with providing right level of challenges.

- 4 – Fully
- 3 – Reasonably
- 2 – Partially
- 1 – Slightly
- 0 – Unable to

14. Teachers are able to identify your weaknesses and help you to overcome them.

- 4 – Every time
- 3 – Usually
- 2 – Occasionally/Sometimes
- 1 – Rarely
- 0 – Never

15. The institution makes effort to engage students in the monitoring, review and continuous quality improvement of the teaching learning process.

- 4 – Strongly agree
- 3 – Agree
- 2 – Neutral
- 1 – Disagree
- 0 – Strongly disagree

16. The institute/ teachers use student centric methods, such as experiential learning, participative learning and problem solving methodologies for enhancing learning experiences.

- 4 – To a great extent
- 3 – Moderate
- 2 – Some what
- 1 – Very little
- 0 – Not at all

17. Teachers encourage you to participate in extracurricular activities.

- 4 – Strongly agree
- 3 – Agree
- 2 – Neutral
- 1 – Disagree
- 0 – Strongly disagree

18. Efforts are made by the institute/ teachers to inculcate soft skills, life skills and employability skills to make you ready for the world of work.

4 – To a great extent

3 – Moderate

2 – Some what

1 – Very little

0 – Not at all

19. What percentage of teachers use ICT tools such as LCD projector, Multimedia, etc. while teaching.

4 – Above 90%

3 – 70 – 89%

2 – 50 – 69%

1 – 30 – 49%

0 – Below 29%

20. The overall quality of teaching-learning process in your institute is very good.

4 – Strongly agree

3 – Agree

2 – Neutral

1 – Disagree


0 – Strongly disagree

21. Give three observation / suggestions to improve the overall teaching – learning experience in your institution.

a) *Computer education*

b)

c)


Sign

Rashtramata Indira Gandhi College , Jalna

Academic Year 2016-17

**Criterion II – Teaching–Learning and Evaluation Student Satisfaction Survey on
Teaching Learning Process**

Name of Student : Sonthe Ajay Sanjay
Class : B A II

Following are questions for student satisfaction survey regarding teaching learning process.

1. How much of the syllabus was covered in the class?
4 – 85 to 100%
3 – 70 to 84%
2 – 55 to 69%
1 – 30 to 54%
0 – Below 30%
2. How well did the teachers prepare for the classes?
4 – Thoroughly
3 – Satisfactorily
2 – Poorly
1 – Indifferently
0 – Won't teach at all
3. How well were the teachers able to communicate?
4 – Always effective
3 – Sometimes effective
2 – Just satisfactorily
1 – Generally ineffective
0 – Very poor communication
4. The teacher's approach to teaching can best be described as
4 – Excellent
3 – Very good
2 – Good
1 – Fair
0 – Poor

Rashtramata Indira Gandhi College , Jalna

Academic Year 2016-17

**Criterion II – Teaching–Learning and Evaluation Student Satisfaction Survey on
Teaching Learning Process**

Name of Student : Sonthe Ajay Sanjay

Class : B.A. II

Following are questions for student satisfaction survey regarding teaching learning process.

1. How much of the syllabus was covered in the class?
4 – 85 to 100%
3 – 70 to 84%
2 – 55 to 69%
1 – 30 to 54%
0 – Below 30%
2. How well did the teachers prepare for the classes?
4 – Thoroughly
3 – Satisfactorily
2 – Poorly
1 – Indifferently
0 – Won't teach at all
3. How well were the teachers able to communicate?
4 – Always effective
3 – Sometimes effective
2 – Just satisfactorily
1 – Generally ineffective
0 – Very poor communication
4. The teacher's approach to teaching can best be described as
4 – Excellent
3 – Very good
2 – Good
1 – Fair
0 – Poor

5. Fairness of the internal evaluation process by the teachers.
- 4 – Always fair
 - 3 – Usually fair
 - 2 – Sometimes unfair
 - ☒ 1 – Usually unfair
 - 0 – Unfair
6. Was your performance in assignments discussed with you?
- 4 – Every time
 - 3 – Usually
 - ☒ 2 – Occasionally/Sometimes
 - 1 – Rarely
 - 0 – Never
7. The institute takes active interest in promoting internship, student exchange, field visit opportunities for students.
- 4 – Regularly
 - 3 – Often
 - ☒ 2 – Sometimes
 - 1 – Rarely
 - 0 – Never
8. The teaching and mentoring process in your institution facilitates you in cognitive, social and emotional growth.
- ☒ 4 – Significantly
 - 3 – Very well
 - 2 – Moderately
 - 1 – Marginally
 - 0 – Not at all
9. The institution provides multiple opportunities to learn and grow.
- 4 – Strongly agree
 - 3 – Agree
 - ☒ 2 – Neutral
 - 1 – Disagree
 - 0 – Strongly disagree
10. Teachers inform you about your expected competencies, course outcomes and programme outcomes.
- 4 – Every time
 - 3 – Usually
 - ☒ 2 – Occasionally/Sometimes
 - 1 – Rarely
 - 0 – Never
11. Your mentor does a necessary follow-up with an assigned task to you.
- 4 – Every time
 - ☒ 3 – Usually
 - 2 – Occasionally/Sometimes
 - 1 – Rarely
 - 0 – I don't have a mentor

The teachers illustrate the concepts through examples and applications.

- 4 – Every time
- 3 – Usually
- 2 – Occasionally/Sometimes
- 1 – Rarely
- 0 – Never

13. The teachers identify your strengths and encourage you with providing right level of challenges.

- 4 – Fully
- 3 – Reasonably
- 2 – Partially
- 1 – Slightly
- 0 – Unable to

14. Teachers are able to identify your weaknesses and help you to overcome them.

- 4 – Every time
- 3 – Usually
- 2 – Occasionally/Sometimes
- 1 – Rarely
- 0 – Never

15. The institution makes effort to engage students in the monitoring, review and continuous quality improvement of the teaching learning process.

- 4 – Strongly agree
- 3 – Agree
- 2 – Neutral
- 1 – Disagree
- 0 – Strongly disagree

16. The institute/ teachers use student centric methods, such as experiential learning, participative learning and problem solving methodologies for enhancing learning experiences.

- 4 – To a great extent
- 3 – Moderate
- 2 – Some what
- 1 – Very little
- 0 – Not at all

17. Teachers encourage you to participate in extracurricular activities.

- 4 – Strongly agree
- 3 – Agree
- 2 – Neutral
- 1 – Disagree
- 0 – Strongly disagree

18. Efforts are made by the institute/ teachers to inculcate soft skills, life skills and employability skills to make you ready for the world of work.

4 – To a great extent

3 – Moderate

2 – Some what

1 – Very little

0 – Not at all

19. What percentage of teachers use ICT tools such as LCD projector, Multimedia, etc. while teaching.

4 – Above 90%

3 – 70 – 89%

2 – 50 – 69%

1 – 30 – 49%

0 – Below 29%

20. The overall quality of teaching-learning process in your institute is very good.

4 – Strongly agree

3 – Agree

2 – Neutral

1 – Disagree

0 – Strongly disagree

21. Give three observation / suggestions to improve the overall teaching – learning experience in your institution.

a)

Computer education

b)

c)

Sign

Rashtramata Indira Gandhi College , Jalna

Academic Year 2016-17

Criterion II – Teaching–Learning and Evaluation Student Satisfaction Survey on

Teaching Learning Process

Name of Student : Tidke Anil Anshiram

Class : B.A. IInd

Following are questions for student satisfaction survey regarding teaching learning process.

1. How much of the syllabus was covered in the class?
☒ 4 – 85 to 100%
☐ 3 – 70 to 84%
☐ 2 – 55 to 69%
☐ 1 – 30 to 54%
☐ 0 – Below 30%
2. How well did the teachers prepare for the classes?
☐ 4 – Thoroughly
☒ 3 – Satisfactorily
☐ 2 – Poorly
☐ 1 – Indifferently
☐ 0 – Won't teach at all
3. How well were the teachers able to communicate?
☐ 4 – Always effective
☐ 3 – Sometimes effective
☐ 2 – Just satisfactorily
☒ 1 – Generally ineffective
☐ 0 – Very poor communication
4. The teacher's approach to teaching can best be described as
☐ 4 – Excellent
☒ 3 – Very good
☐ 2 – Good
☐ 1 – Fair
☐ 0 – Poor

12. The teachers illustrate the concepts through examples and applications.

4 – Every time

3 – Usually

2 – Occasionally/Sometimes

1 – Rarely

0 – Never

13. The teachers identify your strengths and encourage you with providing right level of challenges.

4 – Fully

3 – Reasonably

2 – Partially

1 – Slightly

0 – Unable to

14. Teachers are able to identify your weaknesses and help you to overcome them.

4 – Every time

3 – Usually

2 – Occasionally/Sometimes

1 – Rarely

0 – Never

15. The institution makes effort to engage students in the monitoring, review and continuous quality improvement of the teaching learning process.

4 – Strongly agree

3 – Agree

2 – Neutral

1 – Disagree

0 – Strongly disagree

16. The institute/ teachers use student centric methods, such as experiential learning, participative learning and problem solving methodologies for enhancing learning experiences.

4 – To a great extent

3 – Moderate

2 – Some what

1 – Very little

0 – Not at all

17. Teachers encourage you to participate in extracurricular activities.

4 – Strongly agree

3 – Agree

2 – Neutral

1 – Disagree

0 – Strongly disagree

18. Efforts are made by the institute/ teachers to inculcate soft skills, life skills and employability skills to make you ready for the world of work.

4 – To a great extent

3 – Moderate

2 – Some what

1 – Very little

0 – Not at all

19. What percentage of teachers use ICT tools such as LCD projector, Multimedia, etc. while teaching.

4 – Above 90%

3 – 70 – 89%

2 – 50 – 69%

1 – 30 – 49%

0 – Below 29%

20. The overall quality of teaching-learning process in your institute is very good.

4 – Strongly agree

3 – Agree

2 – Neutral

1 – Disagree

0 – Strongly disagree

21. Give three observation / suggestions to improve the overall teaching – learning experience in your institution.

a)

Project education

b)

c)

Sign

Anil

Rashtramata Indira Gandhi College , Jalna

Academic Year 2016-17

**Criterion II – Teaching–Learning and Evaluation Student Satisfaction Survey on
Teaching Learning Process**

Name of Student : Wagh Ganesh Madhukar
Class : B.A II

Following are questions for student satisfaction survey regarding teaching learning process.

1. How much of the syllabus was covered in the class?

4 – 85 to 100%

☒ 3 – 70 to 84%

2 – 55 to 69%

1 – 30 to 54%

0 – Below 30%

2. How well did the teachers prepare for the classes?

4 – Thoroughly

☒ 3 – Satisfactorily

2 – Poorly

1 – Indifferently

0 – Won't teach at all

3. How well were the teachers able to communicate?

4 – Always effective

3 – Sometimes effective

☒ 2 – Just satisfactorily

1 – Generally ineffective

0 – Very poor communication

4. The teacher's approach to teaching can best be described as

4 – Excellent

3 – Very good

☒ 2 – Good

1 – Fair

0 – Poor

5. Fairness of the internal evaluation process by the teachers.
- 4 – Always fair
 - 3 – Usually fair
 - 2 – Sometimes unfair
 - 1 – Usually unfair
 - 0 – Unfair
6. Was your performance in assignments discussed with you?
- 4 – Every time
 - 3 – Usually
 - 2 – Occasionally/Sometimes
 - 1 – Rarely
 - 0 – Never
7. The institute takes active interest in promoting internship, student exchange, field visit opportunities for students.
- 4 – Regularly
 - 3 – Often
 - 2 – Sometimes
 - 1 – Rarely
 - 0 – Never
8. The teaching and mentoring process in your institution facilitates you in cognitive, social and emotional growth.
- 4 – Significantly
 - 3 – Very well
 - 2 – Moderately
 - 1 – Marginally
 - 0 – Not at all
9. The institution provides multiple opportunities to learn and grow.
- 4 – Strongly agree
 - 3 – Agree
 - 2 – Neutral
 - 1 – Disagree
 - 0 – Strongly disagree
10. Teachers inform you about your expected competencies, course outcomes and programme outcomes.
- 4 – Every time
 - 3 – Usually
 - 2 – Occasionally/Sometimes
 - 1 – Rarely
 - 0 – Never
11. Your mentor does a necessary follow-up with an assigned task to you.
- 4 – Every time
 - 3 – Usually
 - 2 – Occasionally/Sometimes
 - 1 – Rarely
 - 0 – I don't have a mentor

12. The teachers illustrate the concepts through examples and applications.

- 4 – Every time
- 3 – Usually
- 2 – Occasionally/Sometimes
- 1 – Rarely
- 0 – Never

13. The teachers identify your strengths and encourage you with providing right level of challenges.

- 4 – Fully
- 3 – Reasonably
- 2 – Partially
- 1 – Slightly
- 0 – Unable to

14. Teachers are able to identify your weaknesses and help you to overcome them.

- 4 – Every time
- 3 – Usually
- 2 – Occasionally/Sometimes
- 1 – Rarely
- 0 – Never

15. The institution makes effort to engage students in the monitoring, review and continuous quality improvement of the teaching learning process.

- 4 – Strongly agree
- 3 – Agree
- 2 – Neutral
- 1 – Disagree
- 0 – Strongly disagree

16. The institute/ teachers use student centric methods, such as experiential learning, participative learning and problem solving methodologies for enhancing learning experiences.

- 4 – To a great extent
- 3 – Moderate
- 2 – Some what
- 1 – Very little
- 0 – Not at all

17. Teachers encourage you to participate in extracurricular activities.

- 4 – Strongly agree
- 3 – Agree
- 2 – Neutral
- 1 – Disagree
- 0 – Strongly disagree

18. Efforts are made by the institute/ teachers to inculcate soft skills, life skills and employability skills to make you ready for the world of work.

4 – To a great extent

3 – Moderate

2 – Some what

1 – Very little

0 – Not at all

19. What percentage of teachers use ICT tools such as LCD projector, Multimedia, etc. while teaching.

4 – Above 90%

3 – 70 – 89%

2 – 50 – 69%

1 – 30 – 49%

0 – Below 29%

20. The overall quality of teaching-learning process in your institute is very good.

4 – Strongly agree

3 – Agree

2 – Neutral

1 – Disagree

0 – Strongly disagree

21. Give three observation / suggestions to improve the overall teaching – learning experience in your institution.

a) Computer education

b)

c)



Sign

Rashtramata Indira Gandhi College , Jalna

Academic Year 2016-17

Criterion II – Teaching–Learning and Evaluation Student Satisfaction Survey on
Teaching Learning Process

Name of Student : BALRAJ BALYANT KARBARI

Class : BA - III⁸⁹

Following are questions for student satisfaction survey regarding teaching learning process.

1. How much of the syllabus was covered in the class?
☒ 4 – 85 to 100%
3 – 70 to 84%
2 – 55 to 69%
1 – 30 to 54%
0 – Below 30%
2. How well did the teachers prepare for the classes?
☒ 4 – Thoroughly
3 – Satisfactorily
2 – Poorly
1 – Indifferently
0 – Won't teach at all
3. How well were the teachers able to communicate?
4 – Always effective
☒ 3 – Sometimes effective
2 – Just satisfactorily
1 – Generally ineffective
0 – Very poor communication
4. The teacher's approach to teaching can best be described as
4 – Excellent
3 – Very good
☒ 2 – Good
1 – Fair
0 – Poor

5. Fairness of the internal evaluation process by the teachers.
- 4 – Always fair
 - ☒ 3 – Usually fair
 - 2 – Sometimes unfair
 - 1 – Usually unfair
 - 0 – Unfair
6. Was your performance in assignments discussed with you?
- 4 – Every time
 - ☒ 3 – Usually
 - 2 – Occasionally/Sometimes
 - 1 – Rarely
 - 0 – Never
7. The institute takes active interest in promoting internship, student exchange, field visit opportunities for students.
- 4 – Regularly
 - 3 – Often
 - ☒ 2 – Sometimes
 - 1 – Rarely
 - 0 – Never
8. The teaching and mentoring process in your institution facilitates you in cognitive, social and emotional growth.
- 4 – Significantly
 - 3 – Very well
 - ☒ 2 – Moderately
 - 1 – Marginally
 - 0 – Not at all
9. The institution provides multiple opportunities to learn and grow.
- 4 – Strongly agree
 - 3 – Agree
 - 2 – Neutral
 - ☒ 1 – Disagree
 - 0 – Strongly disagree
10. Teachers inform you about your expected competencies, course outcomes and programme outcomes.
- 4 – Every time
 - 3 – Usually
 - ☒ 2 – Occasionally/Sometimes
 - 1 – Rarely
 - 0 – Never
11. Your mentor does a necessary follow-up with an assigned task to you.
- ☒ 4 – Every time
 - 3 – Usually
 - 2 – Occasionally/Sometimes
 - 1 – Rarely
 - 0 – I don't have a mentor

12. The teachers illustrate the concepts through examples and applications.

- 4 – Every time
- 3 – Usually
- 2 – Occasionally/Sometimes
- 1 – Rarely
- 0 – Never

13. The teachers identify your strengths and encourage you with providing right level of challenges.

- 4 – Fully
- 3 – Reasonably
- 2 – Partially
- 1 – Slightly
- 0 – Unable to

14. Teachers are able to identify your weaknesses and help you to overcome them.

- 4 – Every time
- 3 – Usually
- 2 – Occasionally/Sometimes
- 1 – Rarely
- 0 – Never

15. The institution makes effort to engage students in the monitoring, review and continuous quality improvement of the teaching learning process.

- 4 – Strongly agree
- 3 – Agree
- 2 – Neutral
- 1 – Disagree
- 0 – Strongly disagree

16. The institute/ teachers use student centric methods, such as experiential learning, participative learning and problem solving methodologies for enhancing learning experiences.

- 4 – To a great extent
- 3 – Moderate
- 2 – Some what
- 1 – Very little
- 0 – Not at all

17. Teachers encourage you to participate in extracurricular activities.

- 4 – Strongly agree
- 3 – Agree
- 2 – Neutral
- 1 – Disagree
- 0 – Strongly disagree

18. Efforts are made by the institute/ teachers to inculcate soft skills, life skills and employability skills to make you ready for the world of work.

4 – To a great extent

3 – Moderate

2 – Some what

1 – Very little

0 – Not at all

19. What percentage of teachers use ICT tools such as LCD projector, Multimedia, etc. while teaching.

4 – Above 90%

3 – 70 – 89%

2 – 50 – 69%

1 – 30 – 49%

0 – Below 29%

20. The overall quality of teaching-learning process in your institute is very good.

4 – Strongly agree

3 – Agree

2 – Neutral

1 – Disagree

0 – Strongly disagree

21. Give three observation / suggestions to improve the overall teaching – learning experience in your institution.

a)

Project educators

b)

c)

Barshaf

Sign

Rashtramata Indira Gandhi College , Jalna

Academic Year 2016-17

Criterion II – Teaching–Learning and Evaluation Student Satisfaction Survey on
Teaching Learning Process

Name of Student : GULE YOGESH KAMRAO

Class : B-A. 3rd

Following are questions for student satisfaction survey regarding teaching learning process.

1. How much of the syllabus was covered in the class?

☒ 4 – 85 to 100%

3 – 70 to 84%

2 – 55 to 69%

1 – 30 to 54%

0 – Below 30%

2. How well did the teachers prepare for the classes?

☒ 4 – Thoroughly

3 – Satisfactorily

2 – Poorly

1 – Indifferently

0 – Won't teach at all

3. How well were the teachers able to communicate?

☒ 4 – Always effective

3 – Sometimes effective

2 – Just satisfactorily

1 – Generally ineffective

0 – Very poor communication

4. The teacher's approach to teaching can best be described as

4 – Excellent

☒ 3 – Very good

2 – Good

1 – Fair

0 – Poor

5. Fairness of the internal evaluation process by the teachers.

4 – Always fair

3 – Usually fair

2 – Sometimes unfair

1 – Usually unfair

☒ 0 – Unfair

6. Was your performance in assignments discussed with you?

4 – Every time

3 – Usually

☒ 2 – Occasionally/Sometimes

1 – Rarely

0 – Never

7. The institute takes active interest in promoting internship, student exchange, field visit opportunities for students.

☒ 4 – Regularly

3 – Often

2 – Sometimes

1 – Rarely

0 – Never

8. The teaching and mentoring process in your institution facilitates you in cognitive, social and emotional growth.

4 – Significantly

3 – Very well

☒ 2 – Moderately

1 – Marginally

0 – Not at all

9. The institution provides multiple opportunities to learn and grow.

4 – Strongly agree

☒ 3 – Agree

2 – Neutral

1 – Disagree

0 – Strongly disagree

10. Teachers inform you about your expected competencies, course outcomes and programme outcomes.

☒ 4 – Every time

3 – Usually

2 – Occasionally/Sometimes

~~2 – Occasionally/Sometimes~~
2 – Occasionally/Sometimes

1 – Rarely

0 – Never

11. Your mentor does a necessary follow-up with an assigned task to you.

4 – Every time

3 – Usually

2 – Occasionally/Sometimes

☒ 1 – Rarely

0 – I don't have a mentor

12. The teachers illustrate the concepts through examples and applications.

- 4 – Every time
- ~~3 – Usually~~
- 2 – Occasionally/Sometimes
- 1 – Rarely
- 0 – Never

13. The teachers identify your strengths and encourage you with providing right level of challenges.

- 4 – Fully
- 3 – Reasonably
- 2 – Partially
- 1 – Slightly
- 0 – Unable to

14. Teachers are able to identify your weaknesses and help you to overcome them.

- 4 – Every time
- 3 – Usually
- ~~2 – Occasionally/Sometimes~~

15. The institution makes effort to engage students in the monitoring, review and continuous quality improvement of the teaching learning process.

- 4 – Strongly agree
- 3 – Agree
- ~~2 – Neutral~~
- 1 – Disagree
- 0 – Strongly disagree

16. The institute/ teachers use student centric methods, such as experiential learning, participative learning and problem solving methodologies for enhancing learning experiences.

- 4 – To a great extent
- 3 – Moderate
- 2 – Some what
- ~~1 – Very little~~
- 0 – Not at all

17. Teachers encourage you to participate in extracurricular activities.

- 4 – Strongly agree
- 3 – Agree
- 2 – Neutral
- ~~1 – Disagree~~
- 0 – Strongly disagree

18. Efforts are made by the institute/ teachers to inculcate soft skills, life skills and employability skills to make you ready for the world of work.

4 – To a great extent

3 – Moderate

2 – Some what

☒ 1 – Very little

0 – Not at all

19. What percentage of teachers use ICT tools such as LCD projector, Multimedia, etc. while teaching.

4 – Above 90%

☒ 3 – 70 – 89%

2 – 50 – 69%

1 – 30 – 49%

0 – Below 29%

20. The overall quality of teaching-learning process in your institute is very good.

4 – Strongly agree

3 – Agree

☒ 2 – Neutral

1 – Disagree

0 – Strongly disagree

21. Give three observation / suggestions to improve the overall teaching – learning experience in your institution.

a)

Computer education

b)

c)

Yogesh
Sign

Rashtramata Indira Gandhi College , Jalna

Academic Year 2016-17

**Criterion II – Teaching–Learning and Evaluation Student Satisfaction Survey on
Teaching Learning Process**

Name of Student : Jagtap Rameshwar Jagendra

Class : B.A III

Following are questions for student satisfaction survey regarding teaching learning process.

1. How much of the syllabus was covered in the class?
☒ 4 – 85 to 100%
☐ 3 – 70 to 84%
☐ 2 – 55 to 69%
☐ 1 – 30 to 54%
☐ 0 – Below 30%
2. How well did the teachers prepare for the classes?
☐ 4 – Thoroughly
☐ 3 – Satisfactorily
☒ 2 – Poorly
☐ 1 – Indifferently
☐ 0 – Won't teach at all
3. How well were the teachers able to communicate?
☐ 4 – Always effective
☒ 3 – Sometimes effective
☐ 2 – Just satisfactorily
☐ 1 – Generally ineffective
☐ 0 – Very poor communication
4. The teacher's approach to teaching can best be described as
☒ 4 – Excellent
☐ 3 – Very good
☐ 2 – Good
☐ 1 – Fair
☐ 0 – Poor

...ness of the internal evaluation process by the teachers.

- 4 – Always fair
- 3 – Usually fair
- 2 – Sometimes unfair
- 1 – Usually unfair
- 0 – Unfair

6. Was your performance in assignments discussed with you?

- 4 – Every time
- 3 – Usually
- 2 – Occasionally/Sometimes
- 1 – Rarely
- 0 – Never

7. The institute takes active interest in promoting internship, student exchange, field visit opportunities for students.

- 4 – Regularly
- 3 – Often
- 2 – Sometimes
- 1 – Rarely
- 0 – Never

8. The teaching and mentoring process in your institution facilitates you in cognitive, social and emotional growth.

- 4 – Significantly
- 3 – Very well
- 2 – Moderately
- 1 – Marginally
- 0 – Not at all

9. The institution provides multiple opportunities to learn and grow.

- 4 – Strongly agree
- 3 – Agree
- 2 – Neutral
- 1 – Disagree
- 0 – Strongly disagree

10. Teachers inform you about your expected competencies, course outcomes and programme outcomes.

- 4 – Every time
- 3 – Usually
- 2 – Occasionally/Sometimes
- 1 – Rarely
- 0 – Never

11. Your mentor does a necessary follow-up with an assigned task to you.

- 4 – Every time
- 3 – Usually
- 2 – Occasionally/Sometimes
- 1 – Rarely
- 0 – I don't have a mentor

12. The teachers illustrate the concepts through examples and applications.
- 4 – Every time
 - 3 – Usually
 - ☒ 2 – Occasionally/Sometimes
 - 1 – Rarely
 - 0 – Never
13. The teachers identify your strengths and encourage you with providing right level of challenges.
- 4 – Fully
 - 3 – Reasonably
 - 2 – Partially
 - ☒ 1 – Slightly
 - 0 – Unable to
14. Teachers are able to identify your weaknesses and help you to overcome them.
- 4 – Every time
 - 3 – Usually
 - ☒ 2 – Occasionally/Sometimes
 - 1 – Rarely
 - 0 – Never
15. The institution makes effort to engage students in the monitoring, review and continuous quality improvement of the teaching learning process.
- 4 – Strongly agree
 - 3 – Agree
 - ☒ 2 – Neutral
 - 1 – Disagree
 - 0 – Strongly disagree
16. The institute/ teachers use student centric methods, such as experiential learning, participative learning and problem solving methodologies for enhancing learning experiences.
- 4 – To a great extent
 - 3 – Moderate
 - ☒ 2 – Some what
 - 1 – Very little
 - 0 – Not at all
17. Teachers encourage you to participate in extracurricular activities.
- 4 – Strongly agree
 - 3 – Agree
 - 2 – Neutral
 - ☒ 1 – Disagree
 - 0 – Strongly disagree

18. Efforts are made by the institute/ teachers to inculcate soft skills, life skills and employability skills to make you ready for the world of work.

4 – To a great extent

3 – Moderate

☒ 2 – Some what

1 – Very little

0 – Not at all

19. What percentage of teachers use ICT tools such as LCD projector, Multimedia, etc. while teaching.

4 – Above 90%

3 – 70 – 89%

☒ 2 – 50 – 69%

1 – 30 – 49%

0 – Below 29%

20. The overall quality of teaching-learning process in your institute is very good.

4 – Strongly agree

3 – Agree

☒ 2 – Neutral

1 – Disagree

0 – Strongly disagree

21. Give three observation / suggestions to improve the overall teaching – learning experience in your institution.

a) *Laptop education*

b)

c)

Sign

Rashtramata Indira Gandhi College , Jalna

Academic Year 2016-17

Criterion II – Teaching–Learning and Evaluation Student Satisfaction Survey on
Teaching Learning Process

Name of Student : Mulhari Shyaji Parkash.

Class : B-A IIIrd

Following are questions for student satisfaction survey regarding teaching learning process.

1. How much of the syllabus was covered in the class?

☒ 4 – 85 to 100%

3 – 70 to 84%

2 – 55 to 69%

1 – 30 to 54%

0 – Below 30%

2. How well did the teachers prepare for the classes?

☒ 4 – Thoroughly

3 – Satisfactorily

2 – Poorly

1 – Indifferently

0 – Won't teach at all

3. How well were the teachers able to communicate?

☒ 4 – Always effective

3 – Sometimes effective

2 – Just satisfactorily

1 – Generally ineffective

0 – Very poor communication

4. The teacher's approach to teaching can best be described as

4 – Excellent

☒ 3 – Very good

2 – Good

1 – Fair

0 – Poor

5. Fairness of the internal evaluation process by the teachers.

- ☒ 4 - Always fair
- 3 - Usually fair
- 2 - Sometimes unfair
- 1 - Usually unfair
- 0 - Unfair

6. Was your performance in assignments discussed with you?

- 4 - Every time
- ☒ 3 - Usually
- 2 - Occasionally/Sometimes
- 1 - Rarely
- 0 - Never

7. The institute takes active interest in promoting internship, student exchange, field visit opportunities for students.

- ☒ 4 - Regularly
- 3 - Often
- 2 - Sometimes
- 1 - Rarely
- 0 - Never

8. The teaching and mentoring process in your institution facilitates you in cognitive, social and emotional growth.

- 4 - Significantly
- ☒ 3 - Very well
- 2 - Moderately
- 1 - Marginally
- 0 - Not at all

9. The institution provides multiple opportunities to learn and grow.

- ☒ 4 - Strongly agree
- 3 - Agree
- 2 - Neutral
- 1 - Disagree
- 0 - Strongly disagree

10. Teachers inform you about your expected competencies, course outcomes and programme outcomes.

- ☒ 4 - Every time
- 3 - Usually
- 2 - Occasionally/Sometimes
- 1 - Rarely
- 0 - Never

11. Your mentor does a necessary follow-up with an assigned task to you.

- ☒ 4 - Every time
- 3 - Usually
- 2 - Occasionally/Sometimes
- 1 - Rarely
- 0 - I don't have a mentor

12. The teachers illustrate the concepts through examples and applications.

4 – Every time

~~3 – Usually~~

2 – Occasionally/Sometimes

1 – Rarely

0 – Never

13. The teachers identify your strengths and encourage you with providing right level of challenges.

4 – Fully

3 – Reasonably

~~2 – Partially~~

1 – Slightly

0 – Unable to

14. Teachers are able to identify your weaknesses and help you to overcome them.

4 – Every time

3 – Usually

~~2 – Occasionally/Sometimes~~

1 – Rarely

0 – Never

15. The institution makes effort to engage students in the monitoring, review and continuous quality improvement of the teaching learning process.

~~4 – Strongly agree~~

3 – Agree

2 – Neutral

1 – Disagree

0 – Strongly disagree

16. The institute/ teachers use student centric methods, such as experiential learning, participative learning and problem solving methodologies for enhancing learning experiences.

4 – To a great extent

3 – Moderate

~~2 – Some what~~

1 – Very little

0 – Not at all

17. Teachers encourage you to participate in extracurricular activities.

4 – Strongly agree

3 – Agree

~~2 – Neutral~~

1 – Disagree

0 – Strongly disagree

18. Efforts are made by the institute/ teachers to inculcate soft skills, life skills and employability skills to make you ready for the world of work.

4 – To a great extent

3 – Moderate

2 – Some what

☒ 1 – Very little

0 – Not at all

19. What percentage of teachers use ICT tools such as LCD projector, Multimedia, etc. while teaching.

4 – Above 90%

3 – 70 – 89%

☒ 2 – 50 – 69%

1 – 30 – 49%

0 – Below 29%

20. The overall quality of teaching-learning process in your institute is very good.

4 – Strongly agree

3 – Agree

☒ 2 – Neutral

1 – Disagree

0 – Strongly disagree

21. Give three observation / suggestions to improve the overall teaching – learning experience in your institution.

a) *Computer software*

b)

c)



Sign

5. Fairness of the internal evaluation process by the teachers.
- 4 – Always fair
 - 3 – Usually fair
 - ☒ 2 – Sometimes unfair
 - 1 – Usually unfair
 - 0 – Unfair
6. Was your performance in assignments discussed with you?
- ☒ 4 – Every time
 - 3 – Usually
 - 2 – Occasionally/Sometimes
 - 1 – Rarely
 - 0 – Never
7. The institute takes active interest in promoting internship, student exchange, field visit opportunities for students.
- 4 – Regularly
 - 3 – Often
 - 2 – Sometimes
 - ☒ 1 – Rarely
 - 0 – Never
8. The teaching and mentoring process in your institution facilitates you in cognitive, social and emotional growth.
- 4 – Significantly
 - 3 – Very well
 - 2 – Moderately
 - ☒ 1 – Marginally
 - 0 – Not at all
9. The institution provides multiple opportunities to learn and grow.
- 4 – Strongly agree
 - 3 – Agree
 - ☒ 2 – Neutral
 - 1 – Disagree
 - 0 – Strongly disagree
10. Teachers inform you about your expected competencies, course outcomes and programme outcomes.
- 4 – Every time
 - 3 – Usually
 - ☒ 2 – Occasionally/Sometimes
 - 1 – Rarely
 - 0 – Never
11. Your mentor does a necessary follow-up with an assigned task to you.
- 4 – Every time
 - ☒ 3 – Usually
 - 2 – Occasionally/Sometimes
 - 1 – Rarely
 - 0 – I don't have a mentor

2. The teachers illustrate the concepts through examples and applications.

4 – Every time

☒ 3 – Usually

2 – Occasionally/Sometimes

1 – Rarely

0 – Never

13. The teachers identify your strengths and encourage you with providing right level of challenges.

4 – Fully

☒ 3 – Reasonably

2 – Partially

1 – Slightly

0 – Unable to

14. Teachers are able to identify your weaknesses and help you to overcome them.

☒ 4 – Every time

3 – Usually

2 – Occasionally/Sometimes

1 – Rarely

0 – Never

15. The institution makes effort to engage students in the monitoring, review and continuous quality improvement of the teaching learning process.

4 – Strongly agree

3 – Agree

☒ 2 – Neutral

1 – Disagree

0 – Strongly disagree

16. The institute/ teachers use student centric methods, such as experiential learning, participative learning and problem solving methodologies for enhancing learning experiences.

4 – To a great extent

3 – Moderate

2 – Some what

☒ 1 – Very little

0 – Not at all

17. Teachers encourage you to participate in extracurricular activities.

☒ 4 – Strongly agree

3 – Agree

2 – Neutral

1 – Disagree

0 – Strongly disagree

18. Efforts are made by the institute/ teachers to inculcate soft skills, life skills and employability skills to make you ready for the world of work.

4 – To a great extent

3 – Moderate

☒ 2 – Some what

1 – Very little

0 – Not at all

19. What percentage of teachers use ICT tools such as LCD projector, Multimedia, etc. while teaching.

4 – Above 90%

3 – 70 – 89%

☒ 2 – 50 – 69%

1 – 30 – 49%

0 – Below 29%

20. The overall quality of teaching-learning process in your institute is very good.

4 – Strongly agree

3 – Agree

☒ 2 – Neutral

1 – Disagree

0 – Strongly disagree


21. Give three observation / suggestions to improve the overall teaching – learning experience in your institution.

a)

Project education

b)

c)


Sign

Rashtramata Indira Gandhi College , Jalna

Academic Year 2016-17

Criterion II – Teaching–Learning and Evaluation Student Satisfaction Survey on
Teaching Learning Process

Name of Student : Wagh Parlehad Dnyanndy

Class : B.A. IIIrd

Following are questions for student satisfaction survey regarding teaching learning process.

1. How much of the syllabus was covered in the class?

- ☒ 4 – 85 to 100%
- ☐ 3 – 70 to 84%
- ☐ 2 – 55 to 69%
- ☐ 1 – 30 to 54%
- ☐ 0 – Below 30%

2. How well did the teachers prepare for the classes?

- ☐ 4 – Thoroughly
- ☐ 3 – Satisfactorily
- ☐ 2 – Poorly
- ☒ 1 – Indifferently
- ☐ 0 – Won't teach at all

3. How well were the teachers able to communicate?

- ☐ 4 – Always effective
- ☐ 3 – Sometimes effective
- ☐ 2 – Just satisfactorily
- ☐ 1 – Generally ineffective
- ☒ 0 – Very poor communication

4. The teacher's approach to teaching can best be described as

- ☐ 4 – Excellent
- ☐ 3 – Very good
- ☐ 2 – Good
- ☒ 1 – Fair
- ☐ 0 – Poor

5. Fairness of the internal evaluation process by the teachers.

- ☒ 4 – Always fair
- ☐ 3 – Usually fair
- ☐ 2 – Sometimes unfair
- ☐ 1 – Usually unfair
- ☐ 0 – Unfair

6. Was your performance in assignments discussed with you?

- ☐ 4 – Every time
- ☐ 3 – Usually
- ☐ 2 – Occasionally/Sometimes
- ☐ 1 – Rarely
- ☒ 0 – Never

7. The institute takes active interest in promoting internship, student exchange, field visit opportunities for students.

- ☐ 4 – Regularly
- ☒ 3 – Often
- ☐ 2 – Sometimes
- ☐ 1 – Rarely
- ☐ 0 – Never

8. The teaching and mentoring process in your institution facilitates you in cognitive, social and emotional growth.

- ☐ 4 – Significantly
- ☐ 3 – Very well
- ☒ 2 – Moderately
- ☐ 1 – Marginally
- ☐ 0 – Not at all

9. The institution provides multiple opportunities to learn and grow.

- ☐ 4 – Strongly agree
- ☐ 3 – Agree
- ☒ 2 – Neutral
- ☐ 1 – Disagree
- ☐ 0 – Strongly disagree

10. Teachers inform you about your expected competencies, course outcomes and programme outcomes.

- ☐ 4 – Every time
- ☐ 3 – Usually
- ☒ 2 – Occasionally/Sometimes
- ☐ 1 – Rarely
- ☐ 0 – Never

11. Your mentor does a necessary follow-up with an assigned task to you.

- ☐ 4 – Every time
- ☐ 3 – Usually
- ☒ 2 – Occasionally/Sometimes
- ☐ 1 – Rarely
- ☐ 0 – I don't have a mentor

. The teachers illustrate the concepts through examples and applications.

4 – Every time

~~3~~ – Usually

2 – Occasionally/Sometimes

1 – Rarely

0 – Never

13. The teachers identify your strengths and encourage you with providing right level of challenges.

4 – Fully

3 – Reasonably

~~2~~ – Partially

1 – Slightly

0 – Unable to

14. Teachers are able to identify your weaknesses and help you to overcome them.

4 – Every time

3 – Usually

~~2~~ – Occasionally/Sometimes

1 – Rarely

0 – Never

15. The institution makes effort to engage students in the monitoring, review and continuous quality improvement of the teaching learning process.

4 – Strongly agree

3 – Agree

~~2~~ – Neutral

1 – Disagree

0 – Strongly disagree

16. The institute/ teachers use student centric methods, such as experiential learning, participative learning and problem solving methodologies for enhancing learning experiences.

4 – To a great extent

3 – Moderate

~~2~~ – Some what

1 – Very little

0 – Not at all

17. Teachers encourage you to participate in extracurricular activities.

4 – Strongly agree

3 – Agree

~~2~~ – Neutral

1 – Disagree

0 – Strongly disagree

18. Efforts are made by the institute/ teachers to inculcate soft skills, life skills and employability skills to make you ready for the world of work.

4 – To a great extent

3 – Moderate

2 – Some what

1 – Very little

~~0 – Not at all~~

19. What percentage of teachers use ICT tools such as LCD projector, Multimedia, etc. while teaching.

~~4 – Above 90%~~

3 – 70 – 89%

2 – 50 – 69%

1 – 30 – 49%

0 – Below 29%

20. The overall quality of teaching-learning process in your institute is very good.

4 – Strongly agree

3 – Agree

~~2 – Neutral~~

1 – Disagree

0 – Strongly disagree


21. Give three observation / suggestions to improve the overall teaching – learning experience in your institution.

a)

Laptop education

b)

c)


Sign

Rashtramata Indira Gandhi College , Jalna

Academic Year 2016-17

**Criterion II – Teaching–Learning and Evaluation Student Satisfaction Survey on
Teaching Learning Process**

Name of Student : Ahire Amal Pandif Rao

Class : B.A III

Following are questions for student satisfaction survey regarding teaching learning process.

1. How much of the syllabus was covered in the class?
4 – 85 to 100%
☒ 3 – 70 to 84%
2 – 55 to 69%
1 – 30 to 54%
0 – Below 30%
2. How well did the teachers prepare for the classes?
4 – Thoroughly
3 – Satisfactorily
☒ 2 – Poorly
1 – Indifferently
0 – Won't teach at all
3. How well were the teachers able to communicate?
4 – Always effective
☒ 3 – Sometimes effective
2 – Just satisfactorily
1 – Generally ineffective
0 – Very poor communication
4. The teacher's approach to teaching can best be described as
4 – Excellent
3 – Very good
☒ 2 – Good
1 – Fair
0 – Poor

5. Fairness of the internal evaluation process by the teachers.
- 4 – Always fair
 - 3 – Usually fair
 - ☒ 2 – Sometimes unfair
 - 1 – Usually unfair
 - 0 – Unfair
6. Was your performance in assignments discussed with you?
- 4 – Every time
 - 3 – Usually
 - 2 – Occasionally/Sometimes
 - 1 – Rarely
 - 0 – Never
7. The institute takes active interest in promoting internship, student exchange, field visit opportunities for students.
- 4 – Regularly
 - 3 – Often
 - ☒ 2 – Sometimes
 - 1 – Rarely
 - 0 – Never
8. The teaching and mentoring process in your institution facilitates you in cognitive, social and emotional growth.
- 4 – Significantly
 - ☒ 3 – Very well
 - 2 – Moderately
 - 1 – Marginally
 - 0 – Not at all
9. The institution provides multiple opportunities to learn and grow.
- 4 – Strongly agree
 - 3 – Agree
 - ☒ 2 – Neutral
 - 1 – Disagree
 - 0 – Strongly disagree
10. Teachers inform you about your expected competencies, course outcomes and programme outcomes.
- 4 – Every time
 - 3 – Usually
 - 2 – Occasionally/Sometimes
 - 1 – Rarely
 - 0 – Never
11. Your mentor does a necessary follow-up with an assigned task to you.
- 4 – Every time
 - ☒ 3 – Usually
 - 2 – Occasionally/Sometimes
 - 1 – Rarely
 - 0 – I don't have a mentor

12. The teachers illustrate the concepts through examples and applications.

4 – Every time

3 – Usually

☒ 2 – Occasionally/Sometimes

1 – Rarely

0 – Never

13. The teachers identify your strengths and encourage you with providing right level of challenges.

4 – Fully

3 – Reasonably

2 – Partially

1 – Slightly

0 – Unable to

14. Teachers are able to identify your weaknesses and help you to overcome them.

4 – Every time

☒ 3 – Usually

2 – Occasionally/Sometimes

1 – Rarely

0 – Never

15. The institution makes effort to engage students in the monitoring, review and continuous quality improvement of the teaching learning process.

4 – Strongly agree

☒ 3 – Agree

2 – Neutral

1 – Disagree

0 – Strongly disagree

16. The institute/ teachers use student centric methods, such as experiential learning, participative learning and problem solving methodologies for enhancing learning experiences.

4 – To a great extent

3 – Moderate

☒ 2 – Some what

1 – Very little

0 – Not at all

17. Teachers encourage you to participate in extracurricular activities.

4 – Strongly agree

☒ 3 – Agree

2 – Neutral

1 – Disagree

0 – Strongly disagree

18. Efforts are made by the institute/ teachers to inculcate soft skills, life skills and employability skills to make you ready for the world of work.

4 – To a great extent

3 – Moderate

☒ 2 – Some what

1 – Very little

0 – Not at all

19. What percentage of teachers use ICT tools such as LCD projector, Multimedia, etc. while teaching.

4 – Above 90%

3 – 70 – 89%

☒ 2 – 50 – 69%

1 – 30 – 49%

0 – Below 29%

20. The overall quality of teaching-learning process in your institute is very good.

4 – Strongly agree

☒ 3 – Agree

2 – Neutral

1 – Disagree

0 – Strongly disagree

21. Give three observation / suggestions to improve the overall teaching – learning experience in your institution.

a) *Computer education*

b)

c)

[Signature]
Sign