

Rashtramata Indira Gandhi College , Jalna

Academic Year 2019-20

**Criterion II – Teaching–Learning and Evaluation Student Satisfaction Survey on
Teaching Learning Process**

Name of Student : Kadax Sanjash Bhaskar

Class : B. A I

Following are questions for student satisfaction survey regarding teaching learning process.

1. How well were the teachers able to communicate?
☒ 4 – Always effective
☐ 3 – Sometimes effective
☐ 2 – Just satisfactorily
☐ 1 – Generally ineffective
☐ 0 – Very poor communication
2. How much of the syllabus was covered in the class?
☐ 4 – 85 to 100%
☒ 3 – 70 to 84%
☐ 2 – 55 to 69%
☐ 1 – 30 to 54%
☐ 0 – Below 30%
3. The teacher's approach to teaching can best be described as
☐ 4 – Excellent
☐ 3 – Very good
☒ 2 – Good
☐ 1 – Fair
☐ 0 – Poor
4. Fairness of the internal evaluation process by the teachers.
☐ 4 – Always fair
☐ 3 – Usually fair
☐ 2 – Sometimes unfair
☒ 1 – Usually unfair
☐ 0 – Unfair

5. How well did the teachers prepare for the classes?

- 4 – Thoroughly
- 3 – Satisfactorily
- 2 – Poorly
- 1 – Indifferently
- ☒ 0 – Won't teach at all

6. The institute takes active interest in promoting internship, student exchange, field visit opportunities for students.

- ☒ 4 – Regularly
- 3 – Often
- 2 – Sometimes
- 1 – Rarely
- 0 – Never

7. The teaching and mentoring process in your institution facilitates you in cognitive, social and emotional growth.

- 4 – Significantly
- ☒ 3 – Very well
- 2 – Moderately
- 1 – Marginally
- 0 – Not at all

8. The institution provides multiple opportunities to learn and grow.

- 4 – Strongly agree
- 3 – Agree
- ☒ 2 – Neutral
- 1 – Disagree
- 0 – Strongly disagree

9. Teachers inform you about your expected competencies, course outcomes and programme outcomes.

- 4 – Every time
- 3 – Usually
- 2 – Occasionally/Sometimes
- ☒ 1 – Rarely
- 0 – Never

10. Was your performance in assignments discussed with you?

- 4 – Every time
- 3 – Usually
- 2 – Occasionally/Sometimes
- ☒ 1 – Rarely
- 0 – Never

11. Your mentor does a necessary follow-up with an assigned task to you.

- 4 – Every time
- 3 – Usually
- ☒ 2 – Occasionally/Sometimes
- 1 – Rarely
- 0 – I don't have a mentor

.. The teachers illustrate the concepts through examples and applications.

- ☒ 4 – Every time
- ☐ 3 – Usually
- ☐ 2 – Occasionally/Sometimes
- ☐ 1 – Rarely
- ☐ 0 – Never

13. The teachers identify your strengths and encourage you with providing right level of challenges.

- ☐ 4 – Fully
- ☒ 3 – Reasonably
- ☐ 2 – Partially
- ☐ 1 – Slightly
- ☐ 0 – Unable to

14. Teachers are able to identify your weaknesses and help you to overcome them.

- ☐ 4 – Every time
- ☐ 3 – Usually
- ☒ 2 – Occasionally/Sometimes
- ☐ 1 – Rarely
- ☐ 0 – Never

15. The institution makes effort to engage students in the monitoring, review and continuous quality improvement of the teaching learning process.

- ☐ 4 – Strongly agree
- ☐ 3 – Agree
- ☐ 2 – Neutral
- ☒ 1 – Disagree
- ☐ 0 – Strongly disagree

16. The institute/ teachers use student centric methods, such as experiential learning, participative learning and problem solving methodologies for enhancing learning experiences.

- ☐ 4 – To a great extent
- ☐ 3 – Moderate
- ☐ 2 – Some what
- ☐ 1 – Very little
- ☒ 0 – Not at all

17. Teachers encourage you to participate in extracurricular activities.

- ☐ 4 – Strongly agree
- ☐ 3 – Agree
- ☒ 2 – Neutral
- ☐ 1 – Disagree
- ☐ 0 – Strongly disagree

18. Efforts are made by the institute/ teachers to inculcate soft skills, life skills and employability skills to make you ready for the world of work.


- 4 – To a great extent
- 3 – Moderate
- 2 – Somewhat
- 1 – Very little
- 0 – Not at all

19. What percentage of teachers use ICT tools such as LCD projector, Multimedia, etc. while teaching.

- 4 – Above 90%
- 3 – 70 – 89%
- 2 – 50 – 69%
- 1 – 30 – 49%
- 0 – Below 29%

20. The overall quality of teaching-learning process in your institute is very good.

- 4 – Strongly agree
- 3 – Agree
- 2 – Neutral
- 1 – Disagree
- 0 – Strongly disagree


Sign of student

**Criterion II – Teaching–Learning and Evaluation Student Satisfaction Survey on
Teaching Learning Process**

Name of Student : Sontakke mianu Mic

Class : B 3.1 I

Following are questions for student satisfaction survey regarding teaching learning process.

1. How well were the teachers able to communicate?
☒ 4 – Always effective
☐ 3 – Sometimes effective
☐ 2 – Just satisfactorily
☐ 1 – Generally ineffective
☐ 0 – Very poor communication
2. How much of the syllabus was covered in the class?
☐ 4 – 85 to 100%
☒ 3 – 70 to 84%
☐ 2 – 55 to 69%
☐ 1 – 30 to 54%
☐ 0 – Below 30%
3. The teacher's approach to teaching can best be described as
☐ 4 – Excellent
☐ 3 – Very good
☒ 2 – Good
☐ 1 – Fair
☐ 0 – Poor
4. Fairness of the internal evaluation process by the teachers.
☐ 4 – Always fair
☐ 3 – Usually fair
☐ 2 – Sometimes unfair
☒ 1 – Usually unfair
☐ 0 – Unfair

5. How well did the teachers prepare for the classes?

- 4 – Thoroughly
- 3 – Satisfactorily
- ☒ 2 – Poorly
- 1 – Indifferently
- 0 – Won't teach at all

6. The institute takes active interest in promoting internship, student exchange, field visit opportunities for students.

- 4 – Regularly
- 3 – Often
- 2 – Sometimes
- ☒ 1 – Rarely
- 0 – Never

7. The teaching and mentoring process in your institution facilitates you in cognitive, social and emotional growth.

- 4 – Significantly
- ☒ 3 – Very well
- 2 – Moderately
- 1 – Marginally
- 0 – Not at all

8. The institution provides multiple opportunities to learn and grow.

- 4 – Strongly agree
- 3 – Agree
- ☒ 2 – Neutral
- 1 – Disagree
- 0 – Strongly disagree

9. Teachers inform you about your expected competencies, course outcomes and programme outcomes.

- 4 – Every time
- 3 – Usually
- 2 – Occasionally/Sometimes
- ☒ 1 – Rarely
- 0 – Never

10. Was your performance in assignments discussed with you?

- 4 – Every time
- 3 – Usually
- 2 – Occasionally/Sometimes
- 1 – Rarely
- ☒ 0 – Never

11. Your mentor does a necessary follow-up with an assigned task to you.

- 4 – Every time
- ☒ 3 – Usually
- 2 – Occasionally/Sometimes
- 1 – Rarely
- 0 – I don't have a mentor

12. The teachers illustrate the concepts through examples and applications.

- ☒ 4 – Every time
- ☐ 3 – Usually
- ☐ 2 – Occasionally/Sometimes
- ☐ 1 – Rarely
- ☐ 0 – Never

13. The teachers identify your strengths and encourage you with providing right level of challenges.

- ☐ 4 – Fully
- ☒ 3 – Reasonably
- ☐ 2 – Partially
- ☐ 1 – Slightly
- ☐ 0 – Unable to

14. Teachers are able to identify your weaknesses and help you to overcome them.

- ☐ 4 – Every time
- ☐ 3 – Usually
- ☒ 2 – Occasionally/Sometimes
- ☐ 1 – Rarely
- ☐ 0 – Never

15. The institution makes effort to engage students in the monitoring, review and continuous quality improvement of the teaching learning process.

- ☐ 4 – Strongly agree
- ☐ 3 – Agree
- ☐ 2 – Neutral
- ☐ 1 – Disagree
- ☒ 0 – Strongly disagree

16. The institute/ teachers use student centric methods, such as experiential learning, participative learning and problem solving methodologies for enhancing learning experiences.

- ☐ 4 – To a great extent
- ☐ 3 – Moderate
- ☒ 2 – Some what
- ☐ 1 – Very little
- ☐ 0 – Not at all

17. Teachers encourage you to participate in extracurricular activities.

- ☐ 4 – Strongly agree
- ☒ 3 – Agree
- ☐ 2 – Neutral
- ☐ 1 – Disagree
- ☐ 0 – Strongly disagree

18. Efforts are made by the institute/ teachers to inculcate soft skills, life skills and employability skills to make you ready for the world of work.

- ☒ 4 – To a great extent
- ☐ 3 – Moderate
- ☐ 2 – Somewhat
- ☐ 1 – Very little
- ☐ 0 – Not at all

19. What percentage of teachers use ICT tools such as LCD projector, Multimedia, etc. while teaching.

- ☐ 4 – Above 90%
- ☒ 3 – 70 – 89%
- ☐ 2 – 50 – 69%
- ☐ 1 – 30 – 49%
- ☐ 0 – Below 29%

20. The overall quality of teaching-learning process in your institute is very good.

- ☐ 4 – Strongly agree
- ☐ 3 – Agree
- ☒ 2 – Neutral
- ☐ 1 – Disagree
- ☐ 0 – Strongly disagree

Shruti
Sign of student

**Criterion II – Teaching–Learning and Evaluation Student Satisfaction Survey on
Teaching Learning Process**

Name of Student : SAPKAL VILAS KAILAS.

Class : B • A I

Following are questions for student satisfaction survey regarding teaching learning process.

1. How well were the teachers able to communicate?

- ☒ 4 – Always effective
- ☐ 3 – Sometimes effective
- ☐ 2 – Just satisfactorily
- ☐ 1 – Generally ineffective
- ☐ 0 – Very poor communication

2. How much of the syllabus was covered in the class?

- ☐ 4 – 85 to 100%
- ☒ 3 – 70 to 84%
- ☐ 2 – 55 to 69%
- ☐ 1 – 30 to 54%
- ☐ 0 – Below 30%

3. The teacher's approach to teaching can best be described as

- ☐ 4 – Excellent
- ☐ 3 – Very good
- ☒ 2 – Good
- ☐ 1 – Fair
- ☐ 0 – Poor

4. Fairness of the internal evaluation process by the teachers.

- ☐ 4 – Always fair
- ☐ 3 – Usually fair
- ☐ 2 – Sometimes unfair
- ☒ 1 – Usually unfair
- ☐ 0 – Unfair

**Criterion II – Teaching–Learning and Evaluation Student Satisfaction Survey on
Teaching Learning Process**

Name of Student : Sapkal Vilesh Kailas.

Class : B . A I

Following are questions for student satisfaction survey regarding teaching learning process.

1. How well were the teachers able to communicate?
☒ 4 – Always effective
3 – Sometimes effective
2 – Just satisfactorily
1 – Generally ineffective
0 – Very poor communication
2. How much of the syllabus was covered in the class?
4 – 85 to 100%
☒ 3 – 70 to 84%
2 – 55 to 69%
1 – 30 to 54%
0 – Below 30%
3. The teacher's approach to teaching can best be described as
4 – Excellent
3 – Very good
☒ 2 – Good
1 – Fair
0 – Poor
4. Fairness of the internal evaluation process by the teachers.
4 – Always fair
3 – Usually fair
2 – Sometimes unfair
☒ 1 – Usually unfair
0 – Unfair

5. How well did the teachers prepare for the classes?

- 4 – Thoroughly
- ☒ 3 – Satisfactorily
- 2 – Poorly
- 1 – Indifferently
- 0 – Won't teach at all

6. The institute takes active interest in promoting internship, student exchange, field visit opportunities for students.

- 4 – Regularly
- 3 – Often
- ☒ 2 – Sometimes
- 1 – Rarely
- 0 – Never

7. The teaching and mentoring process in your institution facilitates you in cognitive, social and emotional growth.

- 4 – Significantly
- 3 – Very well
- 2 – Moderately
- ☒ 1 – Marginally
- 0 – Not at all

8. The institution provides multiple opportunities to learn and grow.

- 4 – Strongly agree
- 3 – Agree
- 2 – Neutral
- 1 – Disagree
- ☒ 0 – Strongly disagree

9. Teachers inform you about your expected competencies, course outcomes and programme outcomes.

- 4 – Every time
- 3 – Usually
- ☒ 2 – Occasionally/Sometimes
- 1 – Rarely
- 0 – Never

10. Was your performance in assignments discussed with you?

- 4 – Every time
- 3 – Usually
- ☒ 2 – Occasionally/Sometimes
- 1 – Rarely
- 0 – Never

11. Your mentor does a necessary follow-up with an assigned task to you.

- 4 – Every time
- 3 – Usually
- ☒ 2 – Occasionally/Sometimes
- 1 – Rarely
- 0 – I don't have a mentor

2. The teachers illustrate the concepts through examples and applications.
- ☒ 4 – Every time
 - ☐ 3 – Usually
 - ☐ 2 – Occasionally/Sometimes
 - ☐ 1 – Rarely
 - ☐ 0 – Never
13. The teachers identify your strengths and encourage you with providing right level of challenges.
- ☐ 4 – Fully
 - ☒ 3 – Reasonably
 - ☐ 2 – Partially
 - ☐ 1 – Slightly
 - ☐ 0 – Unable to
14. Teachers are able to identify your weaknesses and help you to overcome them.
- ☐ 4 – Every time
 - ☐ 3 – Usually
 - ☒ 2 – Occasionally/Sometimes
 - ☐ 1 – Rarely
 - ☐ 0 – Never
15. The institution makes effort to engage students in the monitoring, review and continuous quality improvement of the teaching learning process.
- ☐ 4 – Strongly agree
 - ☐ 3 – Agree
 - ☐ 2 – Neutral
 - ☒ 1 – Disagree
 - ☐ 0 – Strongly disagree
16. The institute/ teachers use student centric methods, such as experiential learning, participative learning and problem solving methodologies for enhancing learning experiences.
- ☐ 4 – To a great extent
 - ☐ 3 – Moderate
 - ☐ 2 – Some what
 - ☐ 1 – Very little
 - ☒ 0 – Not at all
17. Teachers encourage you to participate in extracurricular activities.
- ☒ 4 – Strongly agree
 - ☐ 3 – Agree
 - ☐ 2 – Neutral
 - ☐ 1 – Disagree
 - ☐ 0 – Strongly disagree

18. Efforts are made by the institute/ teachers to inculcate soft skills, life skills and employability skills to make you ready for the world of work.


- ☒ 4 – To a great extent
- ☐ 3 – Moderate
- ☐ 2 – Somewhat
- ☐ 1 – Very little
- ☐ 0 – Not at all

19. What percentage of teachers use ICT tools such as LCD projector, Multimedia, etc. while teaching.

- ☐ 4 – Above 90%
- ☒ 3 – 70 – 89%
- ☐ 2 – 50 – 69%
- ☐ 1 – 30 – 49%
- ☐ 0 – Below 29%

20. The overall quality of teaching-learning process in your institute is very good.

- ☐ 4 – Strongly agree
- ☐ 3 – Agree
- ☒ 2 – Neutral
- ☐ 1 – Disagree
- ☐ 0 – Strongly disagree


Sign of student

Rashtramata Indira Gandhi College , Jalna

Academic Year 2019-20

**Criterion II – Teaching–Learning and Evaluation Student Satisfaction Survey on
Teaching Learning Process**

Name of Student : Pawar Sima Ramesh.

Class : B. O. X I

Following are questions for student satisfaction survey regarding teaching learning process.

1. How well were the teachers able to communicate?
 - 4 – Always effective
 - 3 – Sometimes effective
 - 2 – Just satisfactorily
 - 1 – Generally ineffective
 - 0 – Very poor communication
2. How much of the syllabus was covered in the class?
 - 4 – 85 to 100%
 - 3 – 70 to 84%
 - 2 – 55 to 69%
 - 1 – 30 to 54%
 - 0 – Below 30%
3. The teacher's approach to teaching can best be described as
 - 4 – Excellent
 - 3 – Very good
 - 2 – Good
 - 1 – Fair
 - 0 – Poor
4. Fairness of the internal evaluation process by the teachers.
 - 4 – Always fair
 - 3 – Usually fair
 - 2 – Sometimes unfair
 - 1 – Usually unfair
 - 0 – Unfair

5. How well did the teachers prepare for the classes?

- ☒ 4 – Thoroughly
- ☐ 3 – Satisfactorily
- ☐ 2 – Poorly
- ☐ 1 – Indifferently
- ☐ 0 – Won't teach at all

6. The institute takes active interest in promoting internship, student exchange, field visit opportunities for students.

- ☐ 4 – Regularly
- ☒ 3 – Often
- ☐ 2 – Sometimes
- ☐ 1 – Rarely
- ☐ 0 – Never

7. The teaching and mentoring process in your institution facilitates you in cognitive, social and emotional growth.

- ☐ 4 – Significantly
- ☐ 3 – Very well
- ☒ 2 – Moderately
- ☐ 1 – Marginally
- ☐ 0 – Not at all

8. The institution provides multiple opportunities to learn and grow.

- ☐ 4 – Strongly agree
- ☐ 3 – Agree
- ☐ 2 – Neutral
- ☒ 1 – Disagree
- ☐ 0 – Strongly disagree

9. Teachers inform you about your expected competencies, course outcomes and programme outcomes.

- ☐ 4 – Every time
- ☒ 3 – Usually
- ☐ 2 – Occasionally/Sometimes
- ☐ 1 – Rarely
- ☐ 0 – Never

10. Was your performance in assignments discussed with you?

- ☐ 4 – Every time
- ☐ 3 – Usually
- ☒ 2 – Occasionally/Sometimes
- ☐ 1 – Rarely
- ☐ 0 – Never

11. Your mentor does a necessary follow-up with an assigned task to you.

- ☐ 4 – Every time
- ☐ 3 – Usually
- ☒ 2 – Occasionally/Sometimes
- ☐ 1 – Rarely
- ☐ 0 – I don't have a mentor

12. The teachers illustrate the concepts through examples and applications.

- ☒ 4 – Every time
- ☐ 3 – Usually
- ☐ 2 – Occasionally/Sometimes
- ☐ 1 – Rarely
- ☐ 0 – Never

13. The teachers identify your strengths and encourage you with providing right level of challenges.

- ☐ 4 – Fully
- ☐ 3 – Reasonably
- ☐ 2 – Partially
- ☒ 1 – Slightly
- ☐ 0 – Unable to

14. Teachers are able to identify your weaknesses and help you to overcome them.

- ☐ 4 – Every time
- ☐ 3 – Usually
- ☐ 2 – Occasionally/Sometimes
- ☐ 1 – Rarely
- ☒ 0 – Never

15. The institution makes effort to engage students in the monitoring, review and continuous quality improvement of the teaching learning process.

- ☐ 4 – Strongly agree
- ☐ 3 – Agree
- ☐ 2 – Neutral
- ☒ 1 – Disagree
- ☐ 0 – Strongly disagree

16. The institute/ teachers use student centric methods, such as experiential learning, participative learning and problem solving methodologies for enhancing learning experiences.

- ☐ 4 – To a great extent
- ☐ 3 – Moderate
- ☐ 2 – Some what
- ☐ 1 – Very little
- ☒ 0 – Not at all

17. Teachers encourage you to participate in extracurricular activities.

- ☐ 4 – Strongly agree
- ☒ 3 – Agree
- ☐ 2 – Neutral
- ☐ 1 – Disagree
- ☐ 0 – Strongly disagree

18. Efforts are made by the institute/ teachers to inculcate soft skills, life skills and employability skills to make you ready for the world of work.

4 – To a great extent

☒ 3 – Moderate

2 – Somewhat

1 – Very little

0 – Not at all

19. What percentage of teachers use ICT tools such as LCD projector, Multimedia, etc. while teaching.

4 – Above 90%

3 – 70 – 89%

2 – 50 – 69%

☒ 1 – 30 – 49%

0 – Below 29%

20. The overall quality of teaching-learning process in your institute is very good.


4 – Strongly agree

3 – Agree

2 – Neutral

1 – Disagree

☒ 0 – Strongly disagree


Sign of student

Rashtramata Indira Gandhi College , Jalna

Academic Year 2019-20

**Criterion II – Teaching–Learning and Evaluation Student Satisfaction Survey on
Teaching Learning Process**

Name of Student : PATOLE Vaasha ganesh.

Class : B. VI I

Following are questions for student satisfaction survey regarding teaching learning process.

1. How well were the teachers able to communicate?

- ☒ 4 – Always effective
- ☐ 3 – Sometimes effective
- ☐ 2 – Just satisfactorily
- ☐ 1 – Generally ineffective
- ☐ 0 – Very poor communication

2. How much of the syllabus was covered in the class?

- ☐ 4 – 85 to 100%
- ☒ 3 – 70 to 84%
- ☐ 2 – 55 to 69%
- ☐ 1 – 30 to 54%
- ☐ 0 – Below 30%

3. The teacher's approach to teaching can best be described as

- ☐ 4 – Excellent
- ☐ 3 – Very good
- ☒ 2 – Good
- ☐ 1 – Fair
- ☐ 0 – Poor

4. Fairness of the internal evaluation process by the teachers.

- ☐ 4 – Always fair
- ☐ 3 – Usually fair
- ☐ 2 – Sometimes unfair
- ☒ 1 – Usually unfair
- ☐ 0 – Unfair

19. ESC

5. How well did the teachers prepare for the classes?

- ☒ 4 – Thoroughly
- ☐ 3 – Satisfactorily
- ☐ 2 – Poorly
- ☐ 1 – Indifferently
- ☐ 0 – Won't teach at all

6. The institute takes active interest in promoting internship, student exchange, field visit opportunities for students.

- ☐ 4 – Regularly
- ☒ 3 – Often
- ☐ 2 – Sometimes
- ☐ 1 – Rarely
- ☐ 0 – Never

7. The teaching and mentoring process in your institution facilitates you in cognitive, social and emotional growth.

- ☐ 4 – Significantly
- ☐ 3 – Very well
- ☒ 2 – Moderately
- ☐ 1 – Marginally
- ☐ 0 – Not at all

8. The institution provides multiple opportunities to learn and grow.

- ☐ 4 – Strongly agree
- ☐ 3 – Agree
- ☐ 2 – Neutral
- ☒ 1 – Disagree
- ☐ 0 – Strongly disagree

9. Teachers inform you about your expected competencies, course outcomes and programme outcomes.

- ☐ 4 – Every time
- ☐ 3 – Usually
- ☐ 2 – Occasionally/Sometimes
- ☐ 1 – Rarely
- ☒ 0 – Never

10. Was your performance in assignments discussed with you?

- ☒ 4 – Every time
- ☐ 3 – Usually
- ☐ 2 – Occasionally/Sometimes
- ☐ 1 – Rarely
- ☐ 0 – Never

11. Your mentor does a necessary follow-up with an assigned task to you.

- ☐ 4 – Every time
- ☒ 3 – Usually
- ☐ 2 – Occasionally/Sometimes
- ☐ 1 – Rarely
- ☐ 0 – I don't have a mentor

2. The teachers illustrate the concepts through examples and applications.

4 – Every time

3 – Usually

☒ 2 – Occasionally/Sometimes

1 – Rarely

0 – Never

13. The teachers identify your strengths and encourage you with providing right level of challenges.

4 – Fully

3 – Reasonably

2 – Partially

☒ 1 – Slightly

0 – Unable to

14. Teachers are able to identify your weaknesses and help you to overcome them.

4 – Every time

3 – Usually

2 – Occasionally/Sometimes

1 – Rarely

☒ 0 – Never

15. The institution makes effort to engage students in the monitoring, review and continuous quality improvement of the teaching learning process.

4 – Strongly agree

☒ 3 – Agree

2 – Neutral

1 – Disagree

0 – Strongly disagree

16. The institute/ teachers use student centric methods, such as experiential learning, participative learning and problem solving methodologies for enhancing learning experiences.

4 – To a great extent

3 – Moderate

☒ 2 – Some what

1 – Very little

0 – Not at all

17. Teachers encourage you to participate in extracurricular activities.

4 – Strongly agree

3 – Agree

2 – Neutral

☒ 1 – Disagree

0 – Strongly disagree

18. Efforts are made by the institute/ teachers to inculcate soft skills, life skills and employability skills to make you ready for the world of work.

4 – To a great extent

☒ 3 – Moderate

2 – Somewhat

1 – Very little

0 – Not at all

19. What percentage of teachers use ICT tools such as LCD projector, Multimedia, etc. while teaching.

4 – Above 90%

3 – 70 – 89%

☒ 2 – 50 – 69%

1 – 30 – 49%

0 – Below 29%

20. The overall quality of teaching-learning process in your institute is very good.


4 – Strongly agree

3 – Agree

2 – Neutral

☒ 1 – Disagree

0 – Strongly disagree


Sign of student

**Criterion II – Teaching–Learning and Evaluation Student Satisfaction Survey on
Teaching Learning Process**

Name of Student : Pachale Pawan Atmakumar

Class : B. A. I

Following are questions for student satisfaction survey regarding teaching learning process.

1. How well were the teachers able to communicate?
☒ 4 – Always effective
3 – Sometimes effective
2 – Just satisfactorily
1 – Generally ineffective
0 – Very poor communication
2. How much of the syllabus was covered in the class?
4 – 85 to 100%
☒ 3 – 70 to 84%
2 – 55 to 69%
1 – 30 to 54%
0 – Below 30%
3. The teacher's approach to teaching can best be described as
4 – Excellent
3 – Very good
☒ 2 – Good
1 – Fair
0 – Poor
4. Fairness of the internal evaluation process by the teachers.
4 – Always fair
3 – Usually fair
2 – Sometimes unfair
☒ 1 – Usually unfair
0 – Unfair

5. How well did the teachers prepare for the classes?

- 4 – Thoroughly
- 3 – Satisfactorily
- ☒ 2 – Poorly
- 1 – Indifferently
- 0 – Won't teach at all

6. The institute takes active interest in promoting internship, student exchange, field visit opportunities for students.

- 4 – Regularly
- 3 – Often
- 2 – Sometimes
- ☒ 1 – Rarely
- 0 – Never

7. The teaching and mentoring process in your institution facilitates you in cognitive, social and emotional growth.

- ☒ 4 – Significantly
- 3 – Very well
- 2 – Moderately
- 1 – Marginally
- 0 – Not at all

8. The institution provides multiple opportunities to learn and grow.

- 4 – Strongly agree
- ☒ 3 – Agree
- 2 – Neutral
- 1 – Disagree
- 0 – Strongly disagree

9. Teachers inform you about your expected competencies, course outcomes and programme outcomes.

- 4 – Every time
- 3 – Usually
- ☒ 2 – Occasionally/Sometimes
- ☒ 1 – Rarely
- 0 – Never

10. Was your performance in assignments discussed with you?

- 4 – Every time
- 3 – Usually
- 2 – Occasionally/Sometimes
- ☒ 1 – Rarely
- 0 – Never

11. Your mentor does a necessary follow-up with an assigned task to you.

- 4 – Every time
- 3 – Usually
- 2 – Occasionally/Sometimes
- 1 – Rarely
- ☒ 0 – I don't have a mentor

The teachers illustrate the concepts through examples and applications.

- 4 – Every time
- ☒ 3 – Usually
- 2 – Occasionally/Sometimes
- 1 – Rarely
- 0 – Never

13. The teachers identify your strengths and encourage you with providing right level of challenges.

- 4 – Fully
- 3 – Reasonably
- ☒ 2 – Partially
- 1 – Slightly
- 0 – Unable to

14. Teachers are able to identify your weaknesses and help you to overcome them.

- 4 – Every time
- 3 – Usually
- 2 – Occasionally/Sometimes
- ☒ 1 – Rarely
- 0 – Never

15. The institution makes effort to engage students in the monitoring, review and continuous quality improvement of the teaching learning process.

- 4 – Strongly agree
- 3 – Agree
- 2 – Neutral
- 1 – Disagree
- ☒ 0 – Strongly disagree

16. The institute/ teachers use student centric methods, such as experiential learning, participative learning and problem solving methodologies for enhancing learning experiences.

- ☒ 4 – To a great extent
- 3 – Moderate
- 2 – Some what
- 1 – Very little
- 0 – Not at all

17. Teachers encourage you to participate in extracurricular activities.

- 4 – Strongly agree
- ☒ 3 – Agree
- 2 – Neutral
- 1 – Disagree
- 0 – Strongly disagree

18. Efforts are made by the institute/ teachers to inculcate soft skills, life skills and employability skills to make you ready for the world of work.

4 – To a great extent

3 – Moderate

☒ 2 – Somewhat

1 – Very little

0 – Not at all

19. What percentage of teachers use ICT tools such as LCD projector, Multimedia, etc. while teaching.

4 – Above 90%

3 – 70 – 89%

2 – 50 – 69%

☒ 1 – 30 – 49%

0 – Below 29%

20. The overall quality of teaching-learning process in your institute is very good.

4 – Strongly agree

3 – Agree

2 – Neutral

1 – Disagree

☒ 0 – Strongly disagree

padale

Sign of student

Rashtramata Indira Gandhi College , Jalna

Academic Year 2019-20

**Criterion II – Teaching–Learning and Evaluation Student Satisfaction Survey on
Teaching Learning Process**

Name of Student : Moge Saktharam Pandurang.

Class : B. A. I.

Following are questions for student satisfaction survey regarding teaching learning process.

1. How well were the teachers able to communicate?

- ☒ 4 – Always effective
- ☐ 3 – Sometimes effective
- ☐ 2 – Just satisfactorily
- ☐ 1 – Generally ineffective
- ☐ 0 – Very poor communication

2. How much of the syllabus was covered in the class?

- ☐ 4 – 85 to 100%
- ☒ 3 – 70 to 84%
- ☐ 2 – 55 to 69%
- ☐ 1 – 30 to 54%
- ☐ 0 – Below 30%

3. The teacher's approach to teaching can best be described as

- ☐ 4 – Excellent
- ☐ 3 – Very good
- ☒ 2 – Good
- ☐ 1 – Fair
- ☐ 0 – Poor

4. Fairness of the internal evaluation process by the teachers.

- ☐ 4 – Always fair
- ☐ 3 – Usually fair
- ☐ 2 – Sometimes unfair
- ☒ 1 – Usually unfair
- ☐ 0 – Unfair

5. How well did the teachers prepare for the classes?

- 4 – Thoroughly
- 3 – Satisfactorily
- 2 – Poorly
- 1 – Indifferently
- 0 – Won't teach at all

6. The institute takes active interest in promoting internship, student exchange, field visit opportunities for students.

- 4 – Regularly
- 3 – Often
- 2 – Sometimes
- 1 – Rarely
- 0 – Never

7. The teaching and mentoring process in your institution facilitates you in cognitive, social and emotional growth.

- 4 – Significantly
- 3 – Very well
- 2 – Moderately
- 1 – Marginally
- 0 – Not at all

8. The institution provides multiple opportunities to learn and grow.

- 4 – Strongly agree
- 3 – Agree
- 2 – Neutral
- 1 – Disagree
- 0 – Strongly disagree

9. Teachers inform you about your expected competencies, course outcomes and programme outcomes.

- 4 – Every time
- 3 – Usually
- 2 – Occasionally/Sometimes
- 1 – Rarely
- 0 – Never

10. Was your performance in assignments discussed with you?

- 4 – Every time
- 3 – Usually
- 2 – Occasionally/Sometimes
- 1 – Rarely
- 0 – Never

11. Your mentor does a necessary follow-up with an assigned task to you.

- 4 – Every time
- 3 – Usually
- 2 – Occasionally/Sometimes
- 1 – Rarely
- 0 – I don't have a mentor

.. The teachers illustrate the concepts through examples and applications.

4 – Every time

3 – Usually

☒ 2 – Occasionally/Sometimes

1 – Rarely

0 – Never

13. The teachers identify your strengths and encourage you with providing right level of challenges.

4 – Fully

3 – Reasonably

2 – Partially

☒ 1 – Slightly

0 – Unable to

14. Teachers are able to identify your weaknesses and help you to overcome them.

4 – Every time

3 – Usually

☒ 2 – Occasionally/Sometimes

1 – Rarely

☒ 0 – Never

15. The institution makes effort to engage students in the monitoring, review and continuous quality improvement of the teaching learning process.

☒ 4 – Strongly agree

3 – Agree

2 – Neutral

1 – Disagree

0 – Strongly disagree

16. The institute/ teachers use student centric methods, such as experiential learning, participative learning and problem solving methodologies for enhancing learning experiences.

4 – To a great extent

☒ 3 – Moderate

2 – Some what

1 – Very little

0 – Not at all

17. Teachers encourage you to participate in extracurricular activities.

4 – Strongly agree

3 – Agree

☒ 2 – Neutral

1 – Disagree

0 – Strongly disagree

18. Efforts are made by the institute/ teachers to inculcate soft skills, life skills and employability skills to make you ready for the world of work.

4 – To a great extent

3 – Moderate

2 – Somewhat

☒ 1 – Very little

0 – Not at all

19. What percentage of teachers use ICT tools such as LCD projector, Multimedia, etc. while teaching.

4 – Above 90%

3 – 70 – 89%

2 – 50 – 69%

1 – 30 – 49%

☒ 0 – Below 29%

20. The overall quality of teaching-learning process in your institute is very good.

4 – Strongly agree

☒ 3 – Agree

2 – Neutral

1 – Disagree

0 – Strongly disagree

MOZE

Sign of student

5. How well did the teachers prepare for the classes?

- 4 – Thoroughly
- 3 – Satisfactorily
- ☒ 2 – Poorly
- 1 – Indifferently
- 0 – Won't teach at all

6. The institute takes active interest in promoting internship, student exchange, field visit opportunities for students.

- 4 – Regularly
- 3 – Often
- 2 – Sometimes
- ☒ 1 – Rarely
- 0 – Never

7. The teaching and mentoring process in your institution facilitates you in cognitive, social and emotional growth.

- 4 – Significantly
- 3 – Very well
- 2 – Moderately
- 1 – Marginally
- ☒ 0 – Not at all

8. The institution provides multiple opportunities to learn and grow.

- 4 – Strongly agree
- 3 – Agree
- 2 – Neutral
- 1 – Disagree
- ☒ 0 – Strongly disagree

9. Teachers inform you about your expected competencies, course outcomes and programme outcomes.

- 4 – Every time
- 3 – Usually
- ☒ 2 – Occasionally/Sometimes
- 1 – Rarely
- 0 – Never

10. Was your performance in assignments discussed with you?

- 4 – Every time
- 3 – Usually
- ☒ 2 – Occasionally/Sometimes
- ☒ 1 – Rarely
- 0 – Never

11. Your mentor does a necessary follow-up with an assigned task to you.

- 4 – Every time
- ☒ 3 – Usually
- 2 – Occasionally/Sometimes
- 1 – Rarely
- 0 – I don't have a mentor

The teachers illustrate the concepts through examples and applications.

- 4 – Every time
- 3 – Usually
- 2 – Occasionally/Sometimes
- 1 – Rarely
- 0 – Never

13. The teachers identify your strengths and encourage you with providing right level of challenges.

- 4 – Fully
- 3 – Reasonably
- 2 – Partially
- 1 – Slightly
- 0 – Unable to

14. Teachers are able to identify your weaknesses and help you to overcome them.

- 4 – Every time
- 3 – Usually
- 2 – Occasionally/Sometimes
- 1 – Rarely
- 0 – Never

15. The institution makes effort to engage students in the monitoring, review and continuous quality improvement of the teaching learning process.

- 4 – Strongly agree
- 3 – Agree
- 2 – Neutral
- 1 – Disagree
- 0 – Strongly disagree

16. The institute/ teachers use student centric methods, such as experiential learning, participative learning and problem solving methodologies for enhancing learning experiences.

- 4 – To a great extent
- 3 – Moderate
- 2 – Some what
- 1 – Very little
- 0 – Not at all

17. Teachers encourage you to participate in extracurricular activities.

- 4 – Strongly agree
- 3 – Agree
- 2 – Neutral
- 1 – Disagree
- 0 – Strongly disagree

18. Efforts are made by the institute/ teachers to inculcate soft skills, life skills and employability skills to make you ready for the world of work.

4 – To a great extent

3 – Moderate

☒ 2 – Somewhat

1 – Very little

0 – Not at all

19. What percentage of teachers use ICT tools such as LCD projector, Multimedia, etc. while teaching.

4 – Above 90%

3 – 70 – 89%

2 – 50 – 69%

☒ 1 – 30 – 49%

0 – Below 29%

20. The overall quality of teaching-learning process in your institute is very good.


4 – Strongly agree

3 – Agree

2 – Neutral

1 – Disagree

☒ 0 – Strongly disagree


Sign of student

Rashtramata Indira Gandhi College , Jalna

Academic Year 2019-20

**Criterion II – Teaching–Learning and Evaluation Student Satisfaction Survey on
Teaching Learning Process**

Name of Student : Mase Akshay Arun

Class : B. O. A I

Following are questions for student satisfaction survey regarding teaching learning process.

1. How well were the teachers able to communicate?

- ☒ 4 – Always effective
- ☐ 3 – Sometimes effective
- ☐ 2 – Just satisfactorily
- ☐ 1 – Generally ineffective
- ☐ 0 – Very poor communication

2. How much of the syllabus was covered in the class?

- ☐ 4 – 85 to 100%
- ☒ 3 – 70 to 84%
- ☐ 2 – 55 to 69%
- ☐ 1 – 30 to 54%
- ☐ 0 – Below 30%

3. The teacher's approach to teaching can best be described as

- ☐ 4 – Excellent
- ☐ 3 – Very good
- ☒ 2 – Good
- ☐ 1 – Fair
- ☐ 0 – Poor

4. Fairness of the internal evaluation process by the teachers.

- ☐ 4 – Always fair
- ☐ 3 – Usually fair
- ☐ 2 – Sometimes unfair
- ☒ 1 – Usually unfair
- ☐ 0 – Unfair

5. How well did the teachers prepare for the classes?

- 4 – Thoroughly
- ☒ 3 – Satisfactorily
- 2 – Poorly
- 1 – Indifferently
- 0 – Won't teach at all

6. The institute takes active interest in promoting internship, student exchange, field visit opportunities for students.

- 4 – Regularly
- 3 – Often
- ☒ 2 – Sometimes
- 1 – Rarely
- 0 – Never

7. The teaching and mentoring process in your institution facilitates you in cognitive, social and emotional growth.

- 4 – Significantly
- 3 – Very well
- 2 – Moderately
- ☒ 1 – Marginally
- 0 – Not at all

8. The institution provides multiple opportunities to learn and grow.

- 4 – Strongly agree
- 3 – Agree
- 2 – Neutral
- 1 – Disagree
- ☒ 0 – Strongly disagree

9. Teachers inform you about your expected competencies, course outcomes and programme outcomes.

- 4 – Every time
- 3 – Usually
- ☒ 2 – Occasionally/Sometimes
- 1 – Rarely
- 0 – Never

10. Was your performance in assignments discussed with you?

- 4 – Every time
- ☒ 3 – Usually
- 2 – Occasionally/Sometimes
- 1 – Rarely
- 0 – Never

11. Your mentor does a necessary follow-up with an assigned task to you.

- 4 – Every time
- 3 – Usually
- 2 – Occasionally/Sometimes
- ☒ 1 – Rarely
- 0 – I don't have a mentor

. The teachers illustrate the concepts through examples and applications.

- ☒ 4 – Every time
- ☐ 3 – Usually
- ☐ 2 – Occasionally/Sometimes
- ☐ 1 – Rarely
- ☐ 0 – Never

13. The teachers identify your strengths and encourage you with providing right level of challenges.

- ☐ 4 – Fully
- ☒ 3 – Reasonably
- ☐ 2 – Partially
- ☐ 1 – Slightly
- ☐ 0 – Unable to

14. Teachers are able to identify your weaknesses and help you to overcome them.

- ☐ 4 – Every time
- ☐ 3 – Usually
- ☒ 2 – Occasionally/Sometimes
- ☐ 1 – Rarely
- ☐ 0 – Never

15. The institution makes effort to engage students in the monitoring, review and continuous quality improvement of the teaching learning process.

- ☐ 4 – Strongly agree
- ☐ 3 – Agree
- ☐ 2 – Neutral
- ☒ 1 – Disagree
- ☐ 0 – Strongly disagree

16. The institute/ teachers use student centric methods, such as experiential learning, participative learning and problem solving methodologies for enhancing learning experiences.

- ☐ 4 – To a great extent
- ☐ 3 – Moderate
- ☐ 2 – Some what
- ☐ 1 – Very little
- ☒ 0 – Not at all

17. Teachers encourage you to participate in extracurricular activities.

- ☐ 4 – Strongly agree
- ☒ 3 – Agree
- ☐ 2 – Neutral
- ☐ 1 – Disagree
- ☐ 0 – Strongly disagree

18. Efforts are made by the institute/ teachers to inculcate soft skills, life skills and employability skills to make you ready for the world of work.

4 – To a great extent

3 – Moderate

☒ 2 – Somewhat

1 – Very little

0 – Not at all

19. What percentage of teachers use ICT tools such as LCD projector, Multimedia, etc. while teaching.

4 – Above 90%

3 – 70 – 89%

2 – 50 – 69%

☒ 1 – 30 – 49%

0 – Below 29%

20. The overall quality of teaching-learning process in your institute is very good.

4 – Strongly agree

3 – Agree

2 – Neutral

1 – Disagree

☒ 0 – Strongly disagree

mask
Sign of student

**Criterion II – Teaching–Learning and Evaluation Student Satisfaction Survey on
Teaching Learning Process**

Name of Student : fulwade AKASHA BASHIST

Class : B N I

Following are questions for student satisfaction survey regarding teaching learning process.

1. How well were the teachers able to communicate?

- ☒ 4 – Always effective
- ☐ 3 – Sometimes effective
- ☐ 2 – Just satisfactorily
- ☐ 1 – Generally ineffective
- ☐ 0 – Very poor communication

2. How much of the syllabus was covered in the class?

- ☐ 4 – 85 to 100%
- ☒ 3 – 70 to 84%
- ☐ 2 – 55 to 69%
- ☐ 1 – 30 to 54%
- ☐ 0 – Below 30%

3. The teacher's approach to teaching can best be described as

- ☐ 4 – Excellent
- ☐ 3 – Very good
- ☒ 2 – Good
- ☐ 1 – Fair
- ☐ 0 – Poor

4. Fairness of the internal evaluation process by the teachers.

- ☐ 4 – Always fair
- ☐ 3 – Usually fair
- ☐ 2 – Sometimes unfair
- ☒ 1 – Usually unfair
- ☐ 0 – Unfair

5. How well did the teachers prepare for the classes?

- ☒ 4 – Thoroughly
- ☐ 3 – Satisfactorily
- ☐ 2 – Poorly
- ☐ 1 – Indifferently
- ☐ 0 – Won't teach at all

6. The institute takes active interest in promoting internship, student exchange, field visit opportunities for students.

- ☐ 4 – Regularly
- ☒ 3 – Often
- ☐ 2 – Sometimes
- ☐ 1 – Rarely
- ☐ 0 – Never

7. The teaching and mentoring process in your institution facilitates you in cognitive, social and emotional growth.

- ☐ 4 – Significantly
- ☐ 3 – Very well
- ☐ 2 – Moderately
- ☒ 1 – Marginally
- ☐ 0 – Not at all

8. The institution provides multiple opportunities to learn and grow.

- ☐ 4 – Strongly agree
- ☐ 3 – Agree
- ☐ 2 – Neutral
- ☒ 1 – Disagree
- ☐ 0 – Strongly disagree

9. Teachers inform you about your expected competencies, course outcomes and programme outcomes.

- ☐ 4 – Every time
- ☐ 3 – Usually
- ☐ 2 – Occasionally/Sometimes
- ☐ 1 – Rarely
- ☒ 0 – Never

10. Was your performance in assignments discussed with you?

- ☒ 4 – Every time
- ☐ 3 – Usually
- ☐ 2 – Occasionally/Sometimes
- ☐ 1 – Rarely
- ☐ 0 – Never

11. Your mentor does a necessary follow-up with an assigned task to you.

- ☐ 4 – Every time
- ☒ 3 – Usually
- ☐ 2 – Occasionally/Sometimes
- ☐ 1 – Rarely
- ☐ 0 – I don't have a mentor

12. The teachers illustrate the concepts through examples and applications.

- ☒ 4 – Every time
- 3 – Usually
- 2 – Occasionally/Sometimes
- 1 – Rarely
- 0 – Never

13. The teachers identify your strengths and encourage you with providing right level of challenges.

- 4 – Fully
- ☒ 3 – Reasonably
- ☒ 2 – Partially
- 1 – Slightly
- 0 – Unable to

14. Teachers are able to identify your weaknesses and help you to overcome them.

- 4 – Every time
- 3 – Usually
- 2 – Occasionally/Sometimes
- 1 – Rarely
- ☒ 0 – Never

15. The institution makes effort to engage students in the monitoring, review and continuous quality improvement of the teaching learning process.

- 4 – Strongly agree
- ☒ 3 – Agree
- ☒ 2 – Neutral
- 1 – Disagree
- 0 – Strongly disagree

16. The institute/ teachers use student centric methods, such as experiential learning, participative learning and problem solving methodologies for enhancing learning experiences.

- ☒ 4 – To a great extent
- 3 – Moderate
- 2 – Some what
- 1 – Very little
- 0 – Not at all

17. Teachers encourage you to participate in extracurricular activities.

- ☒ 4 – Strongly agree
- 3 – Agree
- 2 – Neutral
- 1 – Disagree
- 0 – Strongly disagree

18. Efforts are made by the institute/ teachers to inculcate soft skills, life skills and employability skills to make you ready for the world of work.


- ☒ 4 – To a great extent
- ☐ 3 – Moderate
- ☐ 2 – Somewhat
- ☐ 1 – Very little
- ☐ 0 – Not at all

19. What percentage of teachers use ICT tools such as LCD projector, Multimedia, etc. while teaching.

- ☐ 4 – Above 90%
- ☒ 3 – 70 – 89%
- ☐ 2 – 50 – 69%
- ☐ 1 – 30 – 49%
- ☐ 0 – Below 29%

20. The overall quality of teaching-learning process in your institute is very good.

- ☐ 4 – Strongly agree
- ☐ 3 – Agree
- ☒ 2 – Neutral
- ☐ 1 – Disagree
- ☐ 0 – Strongly disagree


Sign of student

Rashtramata Indira Gandhi College , Jalna

Academic Year 2019-20

**Criterion II – Teaching–Learning and Evaluation Student Satisfaction Survey on
Teaching Learning Process**

Name of Student : Kayadale Parn Bhashkar.

Class : B^o A I

Following are questions for student satisfaction survey regarding teaching learning process.

1. How well were the teachers able to communicate?

- ☒ 4 – Always effective
- ☐ 3 – Sometimes effective
- ☐ 2 – Just satisfactorily
- ☐ 1 – Generally ineffective
- ☐ 0 – Very poor communication

2. How much of the syllabus was covered in the class?

- ☐ 4 – 85 to 100%
- ☒ 3 – 70 to 84%
- ☐ 2 – 55 to 69%
- ☐ 1 – 30 to 54%
- ☐ 0 – Below 30%

3. The teacher's approach to teaching can best be described as

- ☐ 4 – Excellent
- ☐ 3 – Very good
- ☒ 2 – Good
- ☐ 1 – Fair
- ☐ 0 – Poor

4. Fairness of the internal evaluation process by the teachers.

- ☐ 4 – Always fair
- ☐ 3 – Usually fair
- ☐ 2 – Sometimes unfair
- ☒ 1 – Usually unfair
- ☐ 0 – Unfair

5. How well did the teachers prepare for the classes?

- 4 – Thoroughly
- 3 – Satisfactorily
- 2 – Poorly
- 1 – Indifferently
- ☒ 0 – Won't teach at all

6. The institute takes active interest in promoting internship, student exchange, field visit opportunities for students.

- 4 – Regularly
- ☒ 3 – Often
- 2 – Sometimes
- 1 – Rarely
- 0 – Never

7. The teaching and mentoring process in your institution facilitates you in cognitive, social and emotional growth.

- ☒ 4 – Significantly
- 3 – Very well
- 2 – Moderately
- 1 – Marginally
- 0 – Not at all

8. The institution provides multiple opportunities to learn and grow.

- 4 – Strongly agree
- ☒ 3 – Agree
- ☒ 2 – Neutral
- 1 – Disagree
- 0 – Strongly disagree

9. Teachers inform you about your expected competencies, course outcomes and programme outcomes.

- 4 – Every time
- 3 – Usually
- 2 – Occasionally/Sometimes
- ☒ 1 – Rarely
- 0 – Never

10. Was your performance in assignments discussed with you?

- 4 – Every time
- 3 – Usually
- 2 – Occasionally/Sometimes
- 1 – Rarely
- ☒ 0 – Never

11. Your mentor does a necessary follow-up with an assigned task to you.

- ☒ 4 – Every time
- 3 – Usually
- 2 – Occasionally/Sometimes
- 1 – Rarely
- 0 – I don't have a mentor

2. The teachers illustrate the concepts through examples and applications.

- ☒ 4 – Every time
- ☐ 3 – Usually
- ☐ 2 – Occasionally/Sometimes
- ☐ 1 – Rarely
- ☐ 0 – Never

13. The teachers identify your strengths and encourage you with providing right level of challenges.

- ☐ 4 – Fully
- ☐ 3 – Reasonably
- ☒ 2 – Partially
- ☐ 1 – Slightly
- ☐ 0 – Unable to

14. Teachers are able to identify your weaknesses and help you to overcome them.

- ☐ 4 – Every time
- ☐ 3 – Usually
- ☐ 2 – Occasionally/Sometimes
- ☒ 1 – Rarely
- ☐ 0 – Never

15. The institution makes effort to engage students in the monitoring, review and continuous quality improvement of the teaching learning process.

- ☐ 4 – Strongly agree
- ☐ 3 – Agree
- ☐ 2 – Neutral
- ☐ 1 – Disagree
- ☒ 0 – Strongly disagree

16. The institute/ teachers use student centric methods, such as experiential learning, participative learning and problem solving methodologies for enhancing learning experiences.

- ☒ 4 – To a great extent
- ☐ 3 – Moderate
- ☐ 2 – Some what
- ☐ 1 – Very little
- ☐ 0 – Not at all

17. Teachers encourage you to participate in extracurricular activities.

- ☐ 4 – Strongly agree
- ☒ 3 – Agree
- ☐ 2 – Neutral
- ☐ 1 – Disagree
- ☐ 0 – Strongly disagree

18. Efforts are made by the institute/ teachers to inculcate soft skills, life skills and employability skills to make you ready for the world of work.

4 – To a great extent

☒ 3 – Moderate

2 – Somewhat

1 – Very little

0 – Not at all

19. What percentage of teachers use ICT tools such as LCD projector, Multimedia, etc. while teaching.

4 – Above 90%

3 – 70 – 89%

☒ 2 – 50 – 69%

1 – 30 – 49%

0 – Below 29%

20. The overall quality of teaching-learning process in your institute is very good.


4 – Strongly agree

3 – Agree

2 – Neutral

☒ 1 – Disagree

0 – Strongly disagree


Sign of student

**Criterion II – Teaching–Learning and Evaluation Student Satisfaction Survey on
Teaching Learning Process**

Name of Student : Mahind Divya HaziBhem

Class : B . M . I

Following are questions for student satisfaction survey regarding teaching learning process.

1. How well were the teachers able to communicate?

- ☒ 4 – Always effective
- ☐ 3 – Sometimes effective
- ☐ 2 – Just satisfactorily
- ☐ 1 – Generally ineffective
- ☐ 0 – Very poor communication

2. How much of the syllabus was covered in the class?

- ☐ 4 – 85 to 100%
- ☒ 3 – 70 to 84%
- ☐ 2 – 55 to 69%
- ☐ 1 – 30 to 54%
- ☐ 0 – Below 30%

3. The teacher's approach to teaching can best be described as

- ☐ 4 – Excellent
- ☐ 3 – Very good
- ☒ 2 – Good
- ☐ 1 – Fair
- ☐ 0 – Poor

4. Fairness of the internal evaluation process by the teachers.

- ☐ 4 – Always fair
- ☐ 3 – Usually fair
- ☐ 2 – Sometimes unfair
- ☒ 1 – Usually unfair
- ☐ 0 – Unfair

5. How well did the teachers prepare for the classes?

- ☒ 4 – Thoroughly
- 3 – Satisfactorily
- 2 – Poorly
- 1 – Indifferently
- 0 – Won't teach at all

6. The institute takes active interest in promoting internship, student exchange, field visit opportunities for students.

- 4 – Regularly
- ☒ 3 – Often
- 2 – Sometimes
- 1 – Rarely
- 0 – Never

7. The teaching and mentoring process in your institution facilitates you in cognitive, social and emotional growth.

- 4 – Significantly
- 3 – Very well
- 2 – Moderately
- 1 – Marginally
- 0 – Not at all

8. The institution provides multiple opportunities to learn and grow.

- 4 – Strongly agree
- 3 – Agree
- ☒ 2 – Neutral
- 1 – Disagree
- 0 – Strongly disagree

9. Teachers inform you about your expected competencies, course outcomes and programme outcomes.

- 4 – Every time
- 3 – Usually
- 2 – Occasionally/Sometimes
- ☒ 1 – Rarely
- 0 – Never

10. Was your performance in assignments discussed with you?

- 4 – Every time
- 3 – Usually
- 2 – Occasionally/Sometimes
- 1 – Rarely
- ☒ 0 – Never

11. Your mentor does a necessary follow-up with an assigned task to you.

- ☒ 4 – Every time
- ☒ 3 – Usually
- 2 – Occasionally/Sometimes
- 1 – Rarely
- 0 – I don't have a mentor

12. The teachers illustrate the concepts through examples and applications.
- 4 – Every time
 - ☒ 3 – Usually
 - 2 – Occasionally/Sometimes
 - 1 – Rarely
 - 0 – Never
13. The teachers identify your strengths and encourage you with providing right level of challenges.
- 4 – Fully
 - ☒ 3 – Reasonably
 - 2 – Partially
 - 1 – Slightly
 - 0 – Unable to
14. Teachers are able to identify your weaknesses and help you to overcome them.
- 4 – Every time
 - 3 – Usually
 - 2 – Occasionally/Sometimes
 - ☒ 1 – Rarely
 - 0 – Never
15. The institution makes effort to engage students in the monitoring, review and continuous quality improvement of the teaching learning process.
- 4 – Strongly agree
 - 3 – Agree
 - 2 – Neutral
 - ☒ 1 – Disagree
 - 0 – Strongly disagree
16. The institute/ teachers use student centric methods, such as experiential learning, participative learning and problem solving methodologies for enhancing learning experiences.
- 4 – To a great extent
 - 3 – Moderate
 - 2 – Some what
 - ☒ 1 – Very little
 - 0 – Not at all
17. Teachers encourage you to participate in extracurricular activities.
- 4 – Strongly agree
 - 3 – Agree
 - 2 – Neutral
 - 1 – Disagree
 - ☒ 0 – Strongly disagree

18. Efforts are made by the institute/ teachers to inculcate soft skills, life skills and employability skills to make you ready for the world of work.

- ☒ 4 – To a great extent
- ☐ 3 – Moderate
- ☐ 2 – Somewhat
- ☐ 1 – Very little
- ☐ 0 – Not at all

19. What percentage of teachers use ICT tools such as LCD projector, Multimedia, etc. while teaching.

- ☐ 4 – Above 90%
- ☒ 3 – 70 – 89%
- ☐ 2 – 50 – 69%
- ☐ 1 – 30 – 49%
- ☐ 0 – Below 29%

20. The overall quality of teaching-learning process in your institute is very good.

- ☐ 4 – Strongly agree
- ☐ 3 – Agree
- ☐ 2 – Neutral
- ☒ 1 – Disagree
- ☐ 0 – Strongly disagree

Mai nel
Sign of student

**Criterion II – Teaching–Learning and Evaluation Student Satisfaction Survey on
Teaching Learning Process**

Name of Student : Konda zahuk shyisinivas.

Class : B. A. - I

Following are questions for student satisfaction survey regarding teaching learning process.

1. How well were the teachers able to communicate?
☒ 4 – Always effective
3 – Sometimes effective
2 – Just satisfactorily
1 – Generally ineffective
0 – Very poor communication
2. How much of the syllabus was covered in the class?
4 – 85 to 100%
☒ 3 – 70 to 84%
2 – 55 to 69%
1 – 30 to 54%
0 – Below 30%
3. The teacher's approach to teaching can best be described as
4 – Excellent
3 – Very good
☒ 2 – Good
1 – Fair
0 – Poor
4. Fairness of the internal evaluation process by the teachers.
4 – Always fair
3 – Usually fair
2 – Sometimes unfair
☒ 1 – Usually unfair
0 – Unfair

5. How well did the teachers prepare for the classes?

- ☒ 4 – Thoroughly
- ☐ 3 – Satisfactorily
- ☐ 2 – Poorly
- ☐ 1 – Indifferently
- ☐ 0 – Won't teach at all

6. The institute takes active interest in promoting internship, student exchange, field visit opportunities for students.

- ☐ 4 – Regularly
- ☒ 3 – Often
- ☐ 2 – Sometimes
- ☐ 1 – Rarely
- ☐ 0 – Never

7. The teaching and mentoring process in your institution facilitates you in cognitive, social and emotional growth.

- ☐ 4 – Significantly
- ☐ 3 – Very well
- ☒ 2 – Moderately
- ☐ 1 – Marginally
- ☐ 0 – Not at all

8. The institution provides multiple opportunities to learn and grow.

- ☐ 4 – Strongly agree
- ☐ 3 – Agree
- ☐ 2 – Neutral
- ☐ 1 – Disagree
- ☒ 0 – Strongly disagree

9. Teachers inform you about your expected competencies, course outcomes and programme outcomes.

- ☐ 4 – Every time
- ☐ 3 – Usually
- ☐ 2 – Occasionally/Sometimes
- ☒ 1 – Rarely
- ☒ 0 – Never

10. Was your performance in assignments discussed with you?

- ☐ 4 – Every time
- ☐ 3 – Usually
- ☐ 2 – Occasionally/Sometimes
- ☒ 1 – Rarely
- ☒ 0 – Never

11. Your mentor does a necessary follow-up with an assigned task to you.

- ☒ 4 – Every time
- ☒ 3 – Usually
- ☐ 2 – Occasionally/Sometimes
- ☐ 1 – Rarely
- ☐ 0 – I don't have a mentor

. The teachers illustrate the concepts through examples and applications.

- ~~4~~ – Every time
- 3 – Usually
- 2 – Occasionally/Sometimes
- 1 – Rarely
- 0 – Never

13. The teachers identify your strengths and encourage you with providing right level of challenges.

- 4 – Fully
- ~~3~~ – Reasonably
- 2 – Partially
- 1 – Slightly
- 0 – Unable to

14. Teachers are able to identify your weaknesses and help you to overcome them.

- 4 – Every time
- 3 – Usually
- ~~2~~ – Occasionally/Sometimes
- 1 – Rarely
- 0 – Never

15. The institution makes effort to engage students in the monitoring, review and continuous quality improvement of the teaching learning process.

- 4 – Strongly agree
- 3 – Agree
- 2 – Neutral
- ~~1~~ – Disagree
- 0 – Strongly disagree

16. The institute/ teachers use student centric methods, such as experiential learning, participative learning and problem solving methodologies for enhancing learning experiences.

- 4 – To a great extent
- 3 – Moderate
- 2 – Some what
- 1 – Very little
- ~~0~~ – Not at all

17. Teachers encourage you to participate in extracurricular activities.

- ~~4~~ – Strongly agree
- ~~3~~ – Agree
- 2 – Neutral
- 1 – Disagree
- 0 – Strongly disagree

18. Efforts are made by the institute/ teachers to inculcate soft skills, life skills and employability skills to make you ready for the world of work.

- ☒ 4 – To a great extent
- ☐ 3 – Moderate
- ☐ 2 – Somewhat
- ☐ 1 – Very little
- ☐ 0 – Not at all

19. What percentage of teachers use ICT tools such as LCD projector, Multimedia, etc. while teaching.

- ☐ 4 – Above 90%
- ☒ 3 – 70 – 89%
- ☐ 2 – 50 – 69%
- ☐ 1 – 30 – 49%
- ☐ 0 – Below 29%

20. The overall quality of teaching-learning process in your institute is very good.

- ☐ 4 – Strongly agree
- ☐ 3 – Agree
- ☒ 2 – Neutral
- ☐ 1 – Disagree
- ☐ 0 – Strongly disagree

Konda

Sign of student

Rashtramata Indira Gandhi College , Jalna

Academic Year 2019-20

**Criterion II – Teaching–Learning and Evaluation Student Satisfaction Survey on
Teaching Learning Process**

Name of Student : Shinde Vishal Gajram

Class : B . A I

Following are questions for student satisfaction survey regarding teaching learning process.

1. How well were the teachers able to communicate?
☒ 4 – Always effective
3 – Sometimes effective
2 – Just satisfactorily
1 – Generally ineffective
0 – Very poor communication
2. How much of the syllabus was covered in the class?
4 – 85 to 100%
☒ 3 – 70 to 84%
2 – 55 to 69%
1 – 30 to 54%
0 – Below 30%
3. The teacher's approach to teaching can best be described as
4 – Excellent
3 – Very good
☒ 2 – Good
1 – Fair
0 – Poor
4. Fairness of the internal evaluation process by the teachers.
4 – Always fair
3 – Usually fair
2 – Sometimes unfair
☒ 1 – Usually unfair
0 – Unfair

12. The teachers illustrate the concepts through examples and applications.

- ☒ 4 – Every time
- ☐ 3 – Usually
- ☐ 2 – Occasionally/Sometimes
- ☐ 1 – Rarely
- ☐ 0 – Never

13. The teachers identify your strengths and encourage you with providing right level of challenges.

- ☐ 4 – Fully
- ☐ 3 – Reasonably
- ☒ 2 – Partially
- ☐ 1 – Slightly
- ☐ 0 – Unable to

14. Teachers are able to identify your weaknesses and help you to overcome them.

- ☐ 4 – Every time
- ☐ 3 – Usually
- ☐ 2 – Occasionally/Sometimes
- ☐ 1 – Rarely
- ☒ 0 – Never

15. The institution makes effort to engage students in the monitoring, review and continuous quality improvement of the teaching learning process.

- ☐ 4 – Strongly agree
- ☐ 3 – Agree
- ☐ 2 – Neutral
- ☒ 1 – Disagree
- ☐ 0 – Strongly disagree

16. The institute/ teachers use student centric methods, such as experiential learning, participative learning and problem solving methodologies for enhancing learning experiences.

- ☐ 4 – To a great extent
- ☒ 3 – Moderate
- ☐ 2 – Some what
- ☐ 1 – Very little
- ☐ 0 – Not at all

17. Teachers encourage you to participate in extracurricular activities.

- ☐ 4 – Strongly agree
- ☐ 3 – Agree
- ☒ 2 – Neutral
- ☐ 1 – Disagree
- ☐ 0 – Strongly disagree

18. Efforts are made by the institute/ teachers to inculcate soft skills, life skills and employability skills to make you ready for the world of work.

☒ 4 – To a great extent

3 – Moderate

2 – Somewhat

1 – Very little

0 – Not at all

19. What percentage of teachers use ICT tools such as LCD projector, Multimedia, etc. while teaching.

4 – Above 90%

☒ 3 – 70 – 89%

2 – 50 – 69%

1 – 30 – 49%

0 – Below 29%

20. The overall quality of teaching-learning process in your institute is very good.

4 – Strongly agree

3 – Agree

2 – Neutral

☒ 1 – Disagree

0 – Strongly disagree

Shinde
Sign of student

**Criterion II – Teaching–Learning and Evaluation Student Satisfaction Survey on
Teaching Learning Process**

Name of Student : Mairid Divya Haribhadr

Class : B° A I

Following are questions for student satisfaction survey regarding teaching learning process.

1. How well were the teachers able to communicate?
☒ 4 – Always effective
3 – Sometimes effective
2 – Just satisfactorily
1 – Generally ineffective
0 – Very poor communication
2. How much of the syllabus was covered in the class?
4 – 85 to 100%
☒ 3 – 70 to 84%
2 – 55 to 69%
1 – 30 to 54%
0 – Below 30%
3. The teacher's approach to teaching can best be described as
4 – Excellent
3 – Very good
☒ 2 – Good
1 – Fair
0 – Poor
4. Fairness of the internal evaluation process by the teachers.
4 – Always fair
3 – Usually fair
2 – Sometimes unfair
☒ 1 – Usually unfair
0 – Unfair

5. How well did the teachers prepare for the classes?

- 4 – Thoroughly
- 3 – Satisfactorily
- 2 – Poorly
- 1 – Indifferently
- ☒ 0 – Won't teach at all

6. The institute takes active interest in promoting internship, student exchange, field visit opportunities for students.

- ☒ 4 – Regularly
- 3 – Often
- 2 – Sometimes
- 1 – Rarely
- 0 – Never

7. The teaching and mentoring process in your institution facilitates you in cognitive, social and emotional growth.

- 4 – Significantly
- ☒ 3 – Very well
- 2 – Moderately
- 1 – Marginally
- 0 – Not at all

8. The institution provides multiple opportunities to learn and grow.

- 4 – Strongly agree
- 3 – Agree
- ☒ 2 – Neutral
- 1 – Disagree
- 0 – Strongly disagree

9. Teachers inform you about your expected competencies, course outcomes and programme outcomes.

- 4 – Every time
- ☒ 3 – Usually
- 2 – Occasionally/Sometimes
- 1 – Rarely
- 0 – Never

10. Was your performance in assignments discussed with you?

- 4 – Every time
- 3 – Usually
- ☒ 2 – Occasionally/Sometimes
- 1 – Rarely
- 0 – Never

11. Your mentor does a necessary follow-up with an assigned task to you.

- ☒ 4 – Every time
- 3 – Usually
- 2 – Occasionally/Sometimes
- 1 – Rarely
- 0 – I don't have a mentor

12. The teachers illustrate the concepts through examples and applications.
- 4 – Every time
 - 3 – Usually
 - ☒ 2 – Occasionally/Sometimes
 - 1 – Rarely
 - 0 – Never
13. The teachers identify your strengths and encourage you with providing right level of challenges.
- 4 – Fully
 - ☒ 3 – Reasonably
 - 2 – Partially
 - 1 – Slightly
 - 0 – Unable to
14. Teachers are able to identify your weaknesses and help you to overcome them.
- ☒ 4 – Every time
 - 3 – Usually
 - 2 – Occasionally/Sometimes
 - 1 – Rarely
 - 0 – Never
15. The institution makes effort to engage students in the monitoring, review and continuous quality improvement of the teaching learning process.
- 4 – Strongly agree
 - 3 – Agree
 - ☒ 2 – Neutral
 - 1 – Disagree
 - 0 – Strongly disagree
16. The institute/ teachers use student centric methods, such as experiential learning, participative learning and problem solving methodologies for enhancing learning experiences.
- 4 – To a great extent
 - 3 – Moderate
 - 2 – Some what
 - 1 – Very little
 - ☒ 0 – Not at all
17. Teachers encourage you to participate in extracurricular activities.
- ☒ 4 – Strongly agree
 - 3 – Agree
 - 2 – Neutral
 - 1 – Disagree
 - 0 – Strongly disagree

18. Efforts are made by the institute/ teachers to inculcate soft skills, life skills and employability skills to make you ready for the world of work.

4 – To a great extent

3 – Moderate

2 – Somewhat

1 – Very little

☒ 0 – Not at all

19. What percentage of teachers use ICT tools such as LCD projector, Multimedia, etc. while teaching.

4 – Above 90%

3 – 70 – 89%

☒ 2 – 50 – 69%

1 – 30 – 49%

0 – Below 29%

20. The overall quality of teaching-learning process in your institute is very good.

4 – Strongly agree

3 – Agree

2 – Neutral

☒ 1 – Disagree

0 – Strongly disagree

mainel
Sign of student

Rashtramata Indira Gandhi College , Jalna

Academic Year 2019-20

**Criterion II – Teaching–Learning and Evaluation Student Satisfaction Survey on
Teaching Learning Process**

Name of Student : shaikh sahil shaikhnoor

Class : B N I

Following are questions for student satisfaction survey regarding teaching learning process.

1. How well were the teachers able to communicate?
☒ 4 – Always effective
3 – Sometimes effective
2 – Just satisfactorily
1 – Generally ineffective
0 – Very poor communication
2. How much of the syllabus was covered in the class?
4 – 85 to 100%
3 – 70 to 84%
☒ 2 – 55 to 69%
1 – 30 to 54%
0 – Below 30%
3. The teacher's approach to teaching can best be described as
4 – Excellent
3 – Very good
2 – Good
☒ 1 – Fair
0 – Poor
4. Fairness of the internal evaluation process by the teachers.
4 – Always fair
3 – Usually fair
☒ 2 – Sometimes unfair
1 – Usually unfair
0 – Unfair

5. How well did the teachers prepare for the classes?

- 4 – Thoroughly
- ☒ 3 – Satisfactorily
- 2 – Poorly
- 1 – Indifferently
- 0 – Won't teach at all

6. The institute takes active interest in promoting internship, student exchange, field visit opportunities for students.

- 4 – Regularly
- 3 – Often
- ☒ 2 – Sometimes
- 1 – Rarely
- 0 – Never

7. The teaching and mentoring process in your institution facilitates you in cognitive, social and emotional growth.

- 4 – Significantly
- 3 – Very well
- 2 – Moderately
- ☒ 1 – Marginally
- 0 – Not at all

8. The institution provides multiple opportunities to learn and grow.

- 4 – Strongly agree
- 3 – Agree
- 2 – Neutral
- 1 – Disagree
- ☒ 0 – Strongly disagree

9. Teachers inform you about your expected competencies, course outcomes and programme outcomes.

- ☒ 4 – Every time
- 3 – Usually
- 2 – Occasionally/Sometimes
- 1 – Rarely
- 0 – Never

10. Was your performance in assignments discussed with you?

- 4 – Every time
- 3 – Usually
- 2 – Occasionally/Sometimes
- ☒ 1 – Rarely
- 0 – Never

11. Your mentor does a necessary follow-up with an assigned task to you.

- 4 – Every time
- 3 – Usually
- ☒ 2 – Occasionally/Sometimes
- 1 – Rarely
- 0 – I don't have a mentor

. The teachers illustrate the concepts through examples and applications.

- ☒ 4 – Every time
- ☐ 3 – Usually
- ☐ 2 – Occasionally/Sometimes
- ☐ 1 – Rarely
- ☐ 0 – Never

13. The teachers identify your strengths and encourage you with providing right level of challenges.

- ☐ 4 – Fully
- ☒ 3 – Reasonably
- ☐ 2 – Partially
- ☐ 1 – Slightly
- ☐ 0 – Unable to

14. Teachers are able to identify your weaknesses and help you to overcome them.

- ☐ 4 – Every time
- ☐ 3 – Usually
- ☒ 2 – Occasionally/Sometimes
- ☐ 1 – Rarely
- ☐ 0 – Never

15. The institution makes effort to engage students in the monitoring, review and continuous quality improvement of the teaching learning process.

- ☐ 4 – Strongly agree
- ☐ 3 – Agree
- ☐ 2 – Neutral
- ☒ 1 – Disagree
- ☐ 0 – Strongly disagree

16. The institute/ teachers use student centric methods, such as experiential learning, participative learning and problem solving methodologies for enhancing learning experiences.

- ☐ 4 – To a great extent
- ☐ 3 – Moderate
- ☐ 2 – Some what
- ☐ 1 – Very little
- ☒ 0 – Not at all

17. Teachers encourage you to participate in extracurricular activities.

- ☐ 4 – Strongly agree
- ☐ 3 – Agree
- ☒ 2 – Neutral
- ☐ 1 – Disagree
- ☐ 0 – Strongly disagree

18. Efforts are made by the institute/ teachers to inculcate soft skills, life skills and employability skills to make you ready for the world of work.

- ☒ 4 - To a great extent
- ☐ 3 - Moderate
- ☐ 2 - Somewhat
- ☐ 1 - Very little
- ☐ 0 - Not at all

19. What percentage of teachers use ICT tools such as LCD projector, Multimedia, etc. while teaching.

- ☐ 4 - Above 90%
- ☒ 3 - 70 - 89%
- ☐ 2 - 50 - 69%
- ☐ 1 - 30 - 49%
- ☐ 0 - Below 29%

20. The overall quality of teaching-learning process in your institute is very good.

- ☐ 4 - Strongly agree
- ☐ 3 - Agree
- ☒ 2 - Neutral
- ☐ 1 - Disagree
- ☐ 0 - Strongly disagree

Shaiikh
Sign of student

Rashtramata Indira Gandhi College , Jalna

Academic Year 2019-20

**Criterion II – Teaching–Learning and Evaluation Student Satisfaction Survey on
Teaching Learning Process**

Name of Student : Symaiyya Begum Syed Raifeldin

Class : B^o A I

Following are questions for student satisfaction survey regarding teaching learning process.

1. How well were the teachers able to communicate?
☒ 4 – Always effective
3 – Sometimes effective
2 – Just satisfactorily
1 – Generally ineffective
0 – Very poor communication
2. How much of the syllabus was covered in the class?
4 – 85 to 100%
3 – 70 to 84%
2 – 55 to 69%
1 – 30 to 54%
☒ 0 – Below 30%
3. The teacher's approach to teaching can best be described as
4 – Excellent
☒ 3 – Very good
2 – Good
1 – Fair
0 – Poor
4. Fairness of the internal evaluation process by the teachers.
4 – Always fair
3 – Usually fair
☒ 2 – Sometimes unfair
1 – Usually unfair
0 – Unfair

5. How well did the teachers prepare for the classes?

- ☒ 4 – Thoroughly
- ☐ 3 – Satisfactorily
- ☐ 2 – Poorly
- ☐ 1 – Indifferently
- ☐ 0 – Won't teach at all

6. The institute takes active interest in promoting internship, student exchange, field visit opportunities for students.

- ☐ 4 – Regularly
- ☒ 3 – Often
- ☐ 2 – Sometimes
- ☐ 1 – Rarely
- ☐ 0 – Never

7. The teaching and mentoring process in your institution facilitates you in cognitive, social and emotional growth.

- ☐ 4 – Significantly
- ☐ 3 – Very well
- ☒ 2 – Moderately
- ☐ 1 – Marginally
- ☐ 0 – Not at all

8. The institution provides multiple opportunities to learn and grow.

- ☐ 4 – Strongly agree
- ☐ 3 – Agree
- ☐ 2 – Neutral
- ☒ 1 – Disagree
- ☐ 0 – Strongly disagree

9. Teachers inform you about your expected competencies, course outcomes and programme outcomes.

- ☐ 4 – Every time
- ☐ 3 – Usually
- ☐ 2 – Occasionally/Sometimes
- ☐ 1 – Rarely
- ☒ 0 – Never

10. Was your performance in assignments discussed with you?

- ☐ 4 – Every time
- ☒ 3 – Usually
- ☐ 2 – Occasionally/Sometimes
- ☐ 1 – Rarely
- ☐ 0 – Never

11. Your mentor does a necessary follow-up with an assigned task to you.

- ☐ 4 – Every time
- ☐ 3 – Usually
- ☒ 2 – Occasionally/Sometimes
- ☐ 1 – Rarely

☐ 0 – I don't have a mentor

12. The teachers illustrate the concepts through examples and applications.

4 – Every time

☒ 3 – Usually

2 – Occasionally/Sometimes

1 – Rarely

0 – Never

13. The teachers identify your strengths and encourage you with providing right level of challenges.

4 – Fully

3 – Reasonably

☒ 2 – Partially

1 – Slightly

0 – Unable to

14. Teachers are able to identify your weaknesses and help you to overcome them.

4 – Every time

3 – Usually

2 – Occasionally/Sometimes

1 – Rarely

☒ 0 – Never

15. The institution makes effort to engage students in the monitoring, review and continuous quality improvement of the teaching learning process.

4 – Strongly agree

3 – Agree

2 – Neutral

☒ 1 – Disagree

0 – Strongly disagree

16. The institute/ teachers use student centric methods, such as experiential learning, participative learning and problem solving methodologies for enhancing learning experiences.

4 – To a great extent

3 – Moderate

2 – Some what

1 – Very little

☒ 0 – Not at all

17. Teachers encourage you to participate in extracurricular activities.

☒ 4 – Strongly agree

3 – Agree

2 – Neutral

18. Efforts are made by the institute/ teachers to inculcate soft skills, life skills and employability skills to make you ready for the world of work.

- ☒ 4 – To a great extent
- ☐ 3 – Moderate
- ☐ 2 – Somewhat
- ☐ 1 – Very little
- ☐ 0 – Not at all

19. What percentage of teachers use ICT tools such as LCD projector, Multimedia, etc. while teaching.

- ☐ 4 – Above 90%
- ☒ 3 – 70 – 89%
- ☐ 2 – 50 – 69%
- ☐ 1 – 30 – 49%
- ☐ 0 – Below 29%

20. The overall quality of teaching-learning process in your institute is very good.

- ☐ 4 – Strongly agree
- ☐ 3 – Agree
- ☒ 2 – Neutral
- ☐ 1 – Disagree
- ☐ 0 – Strongly disagree

Sumaira
Sign of student

Rashtramata Indira Gandhi College , Jalna

Academic Year 2019-20

**Criterion II – Teaching–Learning and Evaluation Student Satisfaction Survey on
Teaching Learning Process**

Name of Student : UPase satish TEJAP

Class : B.O.A I

Following are questions for student satisfaction survey regarding teaching learning process.

1. How well were the teachers able to communicate?
☒ 4 – Always effective
3 – Sometimes effective
2 – Just satisfactorily
1 – Generally ineffective
0 – Very poor communication
2. How much of the syllabus was covered in the class?
4 – 85 to 100%
☒ 3 – 70 to 84%
2 – 55 to 69%
1 – 30 to 54%
0 – Below 30%
3. The teacher's approach to teaching can best be described as
4 – Excellent
3 – Very good
☒ 2 – Good
1 – Fair
0 – Poor
4. Fairness of the internal evaluation process by the teachers.
4 – Always fair
3 – Usually fair
2 – Sometimes unfair
☒ 1 – Usually unfair
0 – Unfair

5. How well did the teachers prepare for the classes?

- ☒ 4 – Thoroughly
- ☐ 3 – Satisfactorily
- ☐ 2 – Poorly
- ☐ 1 – Indifferently
- ☐ 0 – Won't teach at all

6. The institute takes active interest in promoting internship, student exchange, field visit opportunities for students.

- ☐ 4 – Regularly
- ☒ 3 – Often
- ☐ 2 – Sometimes
- ☐ 1 – Rarely
- ☐ 0 – Never

7. The teaching and mentoring process in your institution facilitates you in cognitive, social and emotional growth.

- ☐ 4 – Significantly
- ☐ 3 – Very well
- ☒ 2 – Moderately
- ☐ 1 – Marginally
- ☐ 0 – Not at all

8. The institution provides multiple opportunities to learn and grow.

- ☐ 4 – Strongly agree
- ☐ 3 – Agree
- ☐ 2 – Neutral
- ☒ 1 – Disagree
- ☐ 0 – Strongly disagree

9. Teachers inform you about your expected competencies, course outcomes and programme outcomes.

- ☐ 4 – Every time
- ☐ 3 – Usually
- ☐ 2 – Occasionally/Sometimes
- ☐ 1 – Rarely
- ☒ 0 – Never

10. Was your performance in assignments discussed with you?

- ☒ 4 – Every time
- ☐ 3 – Usually
- ☐ 2 – Occasionally/Sometimes
- ☐ 1 – Rarely
- ☐ 0 – Never

11. Your mentor does a necessary follow-up with an assigned task to you.

- ☐ 4 – Every time
- ☐ 3 – Usually
- ☒ 2 – Occasionally/Sometimes
- ☐ 1 – Rarely
- ☐ 0 – I don't have a mentor

12. The teachers illustrate the concepts through examples and applications.

- ☒ 4 – Every time
- ☐ 3 – Usually
- ☐ 2 – Occasionally/Sometimes
- ☐ 1 – Rarely
- ☐ 0 – Never

13. The teachers identify your strengths and encourage you with providing right level of challenges.

- ☐ 4 – Fully
- ☒ 3 – Reasonably
- ☐ 2 – Partially
- ☐ 1 – Slightly
- ☐ 0 – Unable to

14. Teachers are able to identify your weaknesses and help you to overcome them.

- ☐ 4 – Every time
- ☐ 3 – Usually
- ☒ 2 – Occasionally/Sometimes
- ☐ 1 – Rarely
- ☐ 0 – Never

15. The institution makes effort to engage students in the monitoring, review and continuous quality improvement of the teaching learning process.

- ☐ 4 – Strongly agree
- ☐ 3 – Agree
- ☐ 2 – Neutral
- ☒ 1 – Disagree
- ☐ 0 – Strongly disagree

16. The institute/ teachers use student centric methods, such as experiential learning, participative learning and problem solving methodologies for enhancing learning experiences.

- ☐ 4 – To a great extent
- ☐ 3 – Moderate
- ☐ 2 – Some what
- ☐ 1 – Very little
- ☒ 0 – Not at all

17. Teachers encourage you to participate in extracurricular activities.

- ☒ 4 – Strongly agree
- ☐ 3 – Agree
- ☐ 2 – Neutral
- ☐ 1 – Disagree
- ☐ 0 – Strongly disagree

18. Efforts are made by the institute/ teachers to inculcate soft skills, life skills and employability skills to make you ready for the world of work.

- ☒ 4 – To a great extent
- ☐ 3 – Moderate
- ☐ 2 – Somewhat
- ☐ 1 – Very little
- ☐ 0 – Not at all

19. What percentage of teachers use ICT tools such as LCD projector, Multimedia, etc. while teaching.

- ☐ 4 – Above 90%
- ☒ 3 – 70 – 89%
- ☐ 2 – 50 – 69%
- ☐ 1 – 30 – 49%
- ☐ 0 – Below 29%

20. The overall quality of teaching-learning process in your institute is very good.

- ☐ 4 – Strongly agree
- ☐ 3 – Agree
- ☒ 2 – Neutral
- ☐ 1 – Disagree
- ☐ 0 – Strongly disagree

UPASE
Sign of student

**Criterion II – Teaching–Learning and Evaluation Student Satisfaction Survey on
Teaching Learning Process**

Name of Student : Syed Rahila Begum mustaque

Class : B . A I

Following are questions for student satisfaction survey regarding teaching learning process.

1. How well were the teachers able to communicate?

- ☒ 4 – Always effective
- ☐ 3 – Sometimes effective
- ☐ 2 – Just satisfactorily
- ☐ 1 – Generally ineffective
- ☐ 0 – Very poor communication

2. How much of the syllabus was covered in the class?

- ☐ 4 – 85 to 100%
- ☒ 3 – 70 to 84%
- ☐ 2 – 55 to 69%
- ☐ 1 – 30 to 54%
- ☐ 0 – Below 30%

3. The teacher's approach to teaching can best be described as

- ☐ 4 – Excellent
- ☐ 3 – Very good
- ☒ 2 – Good
- ☐ 1 – Fair
- ☐ 0 – Poor

4. Fairness of the internal evaluation process by the teachers.

- ☐ 4 – Always fair
- ☐ 3 – Usually fair
- ☒ 2 – Sometimes unfair
- ☒ 1 – Usually unfair
- ☐ 0 – Unfair

5. How well did the teachers prepare for the classes?

- ☒ 4 – Thoroughly
- ☐ 3 – Satisfactorily
- ☐ 2 – Poorly
- ☐ 1 – Indifferently
- ☐ 0 – Won't teach at all

6. The institute takes active interest in promoting internship, student exchange, field visit opportunities for students.

- ☐ 4 – Regularly
- ☒ 3 – Often
- ☐ 2 – Sometimes
- ☐ 1 – Rarely
- ☐ 0 – Never

7. The teaching and mentoring process in your institution facilitates you in cognitive, social and emotional growth.

- ☐ 4 – Significantly
- ☐ 3 – Very well
- ☒ 2 – Moderately
- ☐ 1 – Marginally
- ☐ 0 – Not at all

8. The institution provides multiple opportunities to learn and grow.

- ☐ 4 – Strongly agree
- ☐ 3 – Agree
- ☐ 2 – Neutral
- ☒ 1 – Disagree
- ☐ 0 – Strongly disagree

9. Teachers inform you about your expected competencies, course outcomes and programme outcomes.

- ☐ 4 – Every time
- ☐ 3 – Usually
- ☐ 2 – Occasionally/Sometimes
- ☐ 1 – Rarely
- ☒ 0 – Never

10. Was your performance in assignments discussed with you?

- ☐ 4 – Every time
- ☒ 3 – Usually
- ☐ 2 – Occasionally/Sometimes
- ☐ 1 – Rarely
- ☐ 0 – Never

11. Your mentor does a necessary follow-up with an assigned task to you.

- ☐ 4 – Every time
- ☐ 3 – Usually
- ☒ 2 – Occasionally/Sometimes
- ☐ 1 – Rarely
- ☐ 0 – I don't have a mentor

12. The teachers illustrate the concepts through examples and applications.

- ☒ 4 – Every time
- ☐ 3 – Usually
- ☐ 2 – Occasionally/Sometimes
- ☐ 1 – Rarely
- ☐ 0 – Never

13. The teachers identify your strengths and encourage you with providing right level of challenges.

- ☐ 4 – Fully
- ☒ 3 – Reasonably
- ☐ 2 – Partially
- ☐ 1 – Slightly
- ☐ 0 – Unable to

14. Teachers are able to identify your weaknesses and help you to overcome them.

- ☐ 4 – Every time
- ☐ 3 – Usually
- ☒ 2 – Occasionally/Sometimes
- ☐ 1 – Rarely
- ☐ 0 – Never

15. The institution makes effort to engage students in the monitoring, review and continuous quality improvement of the teaching learning process.

- ☐ 4 – Strongly agree
- ☐ 3 – Agree
- ☐ 2 – Neutral
- ☒ 1 – Disagree
- ☐ 0 – Strongly disagree

16. The institute/ teachers use student centric methods, such as experiential learning, participative learning and problem solving methodologies for enhancing learning experiences.

- ☐ 4 – To a great extent
- ☐ 3 – Moderate
- ☐ 2 – Some what
- ☐ 1 – Very little
- ☒ 0 – Not at all

17. Teachers encourage you to participate in extracurricular activities.

- ☐ 4 – Strongly agree
- ☐ 3 – Agree
- ☒ 2 – Neutral
- ☐ 1 – Disagree
- ☐ 0 – Strongly disagree

18. Efforts are made by the institute/ teachers to inculcate soft skills, life skills and employability skills to make you ready for the world of work.


- ☒ 4 – To a great extent
- ☐ 3 – Moderate
- ☐ 2 – Somewhat
- ☐ 1 – Very little
- ☐ 0 – Not at all

19. What percentage of teachers use ICT tools such as LCD projector, Multimedia, etc. while teaching.

- ☐ 4 – Above 90%
- ☒ 3 – 70 – 89%
- ☐ 2 – 50 – 69%
- ☐ 1 – 30 – 49%
- ☐ 0 – Below 29%

20. The overall quality of teaching-learning process in your institute is very good.

- ☐ 4 – Strongly agree
- ☐ 3 – Agree
- ☒ 2 – Neutral
- ☐ 1 – Disagree
- ☐ 0 – Strongly disagree


Sign of student

Rashtramata Indira Gandhi College , Jalna
Academic Year 2019-20

**Criterion II – Teaching–Learning and Evaluation Student Satisfaction Survey on
Teaching Learning Process**

Name of Student : Wahgmore somesh sunil

Class : B.O.A I

Following are questions for student satisfaction survey regarding teaching learning process.

1. How well were the teachers able to communicate?
☒ 4 – Always effective
3 – Sometimes effective
2 – Just satisfactorily
1 – Generally ineffective
0 – Very poor communication
2. How much of the syllabus was covered in the class?
4 – 85 to 100%
☒ 3 – 70 to 84%
2 – 55 to 69%
1 – 30 to 54%
0 – Below 30%
3. The teacher's approach to teaching can best be described as
4 – Excellent
3 – Very good
☒ 2 – Good
1 – Fair
0 – Poor
4. Fairness of the internal evaluation process by the teachers.
4 – Always fair
3 – Usually fair
2 – Sometimes unfair
☒ 1 – Usually unfair
0 – Unfair

5. How well did the teachers prepare for the classes?

- ☒ 4 – Thoroughly
- 3 – Satisfactorily
- 2 – Poorly
- 1 – Indifferently
- 0 – Won't teach at all

6. The institute takes active interest in promoting internship, student exchange, field visit opportunities for students.

- 4 – Regularly
- ☒ 3 – Often
- 2 – Sometimes
- 1 – Rarely
- 0 – Never

7. The teaching and mentoring process in your institution facilitates you in cognitive, social and emotional growth.

- 4 – Significantly
- 3 – Very well
- ☒ 2 – Moderately
- 1 – Marginally
- 0 – Not at all

8. The institution provides multiple opportunities to learn and grow.

- 4 – Strongly agree
- 3 – Agree
- 2 – Neutral
- 1 – Disagree
- ☒ 0 – Strongly disagree

9. Teachers inform you about your expected competencies, course outcomes and programme outcomes.

- 4 – Every time
- ☒ 3 – Usually
- 2 – Occasionally/Sometimes
- 1 – Rarely
- 0 – Never

10. Was your performance in assignments discussed with you?

- 4 – Every time
- 3 – Usually
- ☒ 2 – Occasionally/Sometimes
- 1 – Rarely
- 0 – Never

11. Your mentor does a necessary follow-up with an assigned task to you.

- ☒ 4 – Every time
- 3 – Usually
- 2 – Occasionally/Sometimes
- 1 – Rarely
- 0 – I don't have a mentor

5. The teachers illustrate the concepts through examples and applications.

- ☒ 4 – Every time
- ☐ 3 – Usually
- ☐ 2 – Occasionally/Sometimes
- ☐ 1 – Rarely
- ☐ 0 – Never

13. The teachers identify your strengths and encourage you with providing right level of challenges.

- ☐ 4 – Fully
- ☐ 3 – Reasonably
- ☒ 2 – Partially
- ☐ 1 – Slightly
- ☐ 0 – Unable to

14. Teachers are able to identify your weaknesses and help you to overcome them.

- ☐ 4 – Every time
- ☐ 3 – Usually
- ☒ 2 – Occasionally/Sometimes
- ☐ 1 – Rarely
- ☐ 0 – Never

15. The institution makes effort to engage students in the monitoring, review and continuous quality improvement of the teaching learning process.

- ☐ 4 – Strongly agree
- ☐ 3 – Agree
- ☐ 2 – Neutral
- ☒ 1 – Disagree
- ☐ 0 – Strongly disagree

16. The institute/ teachers use student centric methods, such as experiential learning, participative learning and problem solving methodologies for enhancing learning experiences.

- ☐ 4 – To a great extent
- ☐ 3 – Moderate
- ☐ 2 – Some what
- ☐ 1 – Very little
- ☒ 0 – Not at all

17. Teachers encourage you to participate in extracurricular activities.

- ☐ 4 – Strongly agree
- ☐ 3 – Agree
- ☒ 2 – Neutral
- ☐ 1 – Disagree
- ☐ 0 – Strongly disagree

18. Efforts are made by the institute/ teachers to inculcate soft skills, life skills and employability skills to make you ready for the world of work.

- ☒ 4 – To a great extent
- ☐ 3 – Moderate
- ☐ 2 – Somewhat
- ☐ 1 – Very little
- ☐ 0 – Not at all

19. What percentage of teachers use ICT tools such as LCD projector, Multimedia, etc. while teaching.

- ☐ 4 – Above 90%
- ☒ 3 – 70 – 89%
- ☐ 2 – 50 – 69%
- ☐ 1 – 30 – 49%
- ☐ 0 – Below 29%

20. The overall quality of teaching-learning process in your institute is very good.

- ☐ 4 – Strongly agree
- ☐ 3 – Agree
- ☒ 2 – Neutral
- ☐ 1 – Disagree
- ☐ 0 – Strongly disagree

wahgm02e

Sign of student

Rashtramata Indira Gandhi College , Jalna

Academic Year 2019-20

Criterion II – Teaching–Learning and Evaluation Student Satisfaction Survey on
Teaching Learning Process

Name of Student : ZeenaT Begum Inayat Khan.

Class : B o A I

Following are questions for student satisfaction survey regarding teaching learning process.

1. How well were the teachers able to communicate?
☒ 4 – Always effective
3 – Sometimes effective
2 – Just satisfactorily
1 – Generally ineffective
0 – Very poor communication
2. How much of the syllabus was covered in the class?
4 – 85 to 100%
☒ 3 – 70 to 84%
2 – 55 to 69%
1 – 30 to 54%
0 – Below 30%
3. The teacher's approach to teaching can best be described as
4 – Excellent
3 – Very good
☒ 2 – Good
1 – Fair
0 – Poor
4. Fairness of the internal evaluation process by the teachers.
4 – Always fair
3 – Usually fair
2 – Sometimes unfair
☒ 1 – Usually unfair
0 – Unfair

5. How well did the teachers prepare for the classes?

- ☒ 4 – Thoroughly
- ☐ 3 – Satisfactorily
- ☐ 2 – Poorly
- ☐ 1 – Indifferently
- ☐ 0 – Won't teach at all

6. The institute takes active interest in promoting internship, student exchange, field visit opportunities for students.

- ☐ 4 – Regularly
- ☒ 3 – Often
- ☐ 2 – Sometimes
- ☐ 1 – Rarely
- ☐ 0 – Never

7. The teaching and mentoring process in your institution facilitates you in cognitive, social and emotional growth.

- ☐ 4 – Significantly
- ☐ 3 – Very well
- ☒ 2 – Moderately
- ☐ 1 – Marginally
- ☐ 0 – Not at all

8. The institution provides multiple opportunities to learn and grow.

- ☐ 4 – Strongly agree
- ☐ 3 – Agree
- ☐ 2 – Neutral
- ☐ 1 – Disagree
- ☒ 0 – Strongly disagree

9. Teachers inform you about your expected competencies, course outcomes and programme outcomes.

- ☐ 4 – Every time
- ☒ 3 – Usually
- ☐ 2 – Occasionally/Sometimes
- ☐ 1 – Rarely
- ☐ 0 – Never

10. Was your performance in assignments discussed with you?

- ☐ 4 – Every time
- ☐ 3 – Usually
- ☒ 2 – Occasionally/Sometimes
- ☐ 1 – Rarely
- ☐ 0 – Never

11. Your mentor does a necessary follow-up with an assigned task to you.

- ☐ 4 – Every time
- ☐ 3 – Usually
- ☐ 2 – Occasionally/Sometimes
- ☒ 1 – Rarely
- ☐ 0 – I don't have a mentor

. The teachers illustrate the concepts through examples and applications.

- ☒ 4 – Every time
- ☐ 3 – Usually
- ☐ 2 – Occasionally/Sometimes
- ☐ 1 – Rarely
- ☐ 0 – Never

13. The teachers identify your strengths and encourage you with providing right level of challenges.

- ☐ 4 – Fully
- ☒ 3 – Reasonably
- ☐ 2 – Partially
- ☐ 1 – Slightly
- ☐ 0 – Unable to

14. Teachers are able to identify your weaknesses and help you to overcome them.

- ☐ 4 – Every time
- ☐ 3 – Usually
- ☒ 2 – Occasionally/Sometimes
- ☐ 1 – Rarely
- ☐ 0 – Never

15. The institution makes effort to engage students in the monitoring, review and continuous quality improvement of the teaching learning process.

- ☐ 4 – Strongly agree
- ☐ 3 – Agree
- ☐ 2 – Neutral
- ☒ 1 – Disagree
- ☐ 0 – Strongly disagree

16. The institute/ teachers use student centric methods, such as experiential learning, participative learning and problem solving methodologies for enhancing learning experiences.

- ☐ 4 – To a great extent
- ☐ 3 – Moderate
- ☐ 2 – Some what
- ☐ 1 – Very little
- ☒ 0 – Not at all

17. Teachers encourage you to participate in extracurricular activities.

- ☐ 4 – Strongly agree
- ☒ 3 – Agree
- ☐ 2 – Neutral
- ☐ 1 – Disagree
- ☐ 0 – Strongly disagree

18. Efforts are made by the institute/ teachers to inculcate soft skills, life skills and employability skills to make you ready for the world of work.


- ☒ 4 – To a great extent
- ☐ 3 – Moderate
- ☐ 2 – Somewhat
- ☐ 1 – Very little
- ☐ 0 – Not at all

19. What percentage of teachers use ICT tools such as LCD projector, Multimedia, etc. while teaching.

- ☐ 4 – Above 90%
- ☒ 3 – 70 – 89%
- ☐ 2 – 50 – 69%
- ☐ 1 – 30 – 49%
- ☐ 0 – Below 29%

20. The overall quality of teaching-learning process in your institute is very good.

- ☐ 4 – Strongly agree
- ☐ 3 – Agree
- ☒ 2 – Neutral
- ☐ 1 – Disagree
- ☐ 0 – Strongly disagree


Sign of student

**Criterion II – Teaching–Learning and Evaluation Student Satisfaction Survey on
Teaching Learning Process**

Name of Student : Bhosle Radha Vitthal

Class : B^oA II

Following are questions for student satisfaction survey regarding teaching learning process.

1. How well were the teachers able to communicate?
☒ 4 – Always effective
3 – Sometimes effective
2 – Just satisfactorily
1 – Generally ineffective
0 – Very poor communication
2. How much of the syllabus was covered in the class?
4 – 85 to 100%
☒ 3 – 70 to 84%
2 – 55 to 69%
1 – 30 to 54%
0 – Below 30%
3. The teacher's approach to teaching can best be described as
4 – Excellent
3 – Very good
☒ 2 – Good
1 – Fair
0 – Poor
4. Fairness of the internal evaluation process by the teachers.
4 – Always fair
3 – Usually fair
2 – Sometimes unfair
☒ 1 – Usually unfair
0 – Unfair

5. How well did the teachers prepare for the classes?

- ☒ 4 – Thoroughly
- 3 – Satisfactorily
- 2 – Poorly
- 1 – Indifferently
- 0 – Won't teach at all

6. The institute takes active interest in promoting internship, student exchange, field visit opportunities for students.

- 4 – Regularly
- ☒ 3 – Often
- 2 – Sometimes
- 1 – Rarely
- 0 – Never

7. The teaching and mentoring process in your institution facilitates you in cognitive, social and emotional growth.

- 4 – Significantly
- 3 – Very well
- ☒ 2 – Moderately
- 1 – Marginally
- 0 – Not at all

8. The institution provides multiple opportunities to learn and grow.

- 4 – Strongly agree
- 3 – Agree
- 2 – Neutral
- ☒ 1 – Disagree
- 0 – Strongly disagree

9. Teachers inform you about your expected competencies, course outcomes and programme outcomes.

- 4 – Every time
- 3 – Usually
- 2 – Occasionally/Sometimes
- 1 – Rarely
- ☒ 0 – Never

10. Was your performance in assignments discussed with you?

- ☒ 4 – Every time
- 3 – Usually
- 2 – Occasionally/Sometimes
- 1 – Rarely
- 0 – Never

11. Your mentor does a necessary follow-up with an assigned task to you.

- 4 – Every time
- ☒ 3 – Usually
- 2 – Occasionally/Sometimes
- 1 – Rarely
- 0 – I don't have a mentor

.. The teachers illustrate the concepts through examples and applications.

- ☒ 4 – Every time
- ☐ 3 – Usually
- ☐ 2 – Occasionally/Sometimes
- ☐ 1 – Rarely
- ☐ 0 – Never

13. The teachers identify your strengths and encourage you with providing right level of challenges.

- ☐ 4 – Fully
- ☒ 3 – Reasonably
- ☐ 2 – Partially
- ☐ 1 – Slightly
- ☐ 0 – Unable to

14. Teachers are able to identify your weaknesses and help you to overcome them.

- ☐ 4 – Every time
- ☐ 3 – Usually
- ☒ 2 – Occasionally/Sometimes
- ☐ 1 – Rarely
- ☐ 0 – Never

15. The institution makes effort to engage students in the monitoring, review and continuous quality improvement of the teaching learning process.

- ☐ 4 – Strongly agree
- ☐ 3 – Agree
- ☐ 2 – Neutral
- ☒ 1 – Disagree
- ☐ 0 – Strongly disagree

16. The institute/ teachers use student centric methods, such as experiential learning, participative learning and problem solving methodologies for enhancing learning experiences.

- ☐ 4 – To a great extent
- ☐ 3 – Moderate
- ☐ 2 – Some what
- ☐ 1 – Very little
- ☒ 0 – Not at all

17. Teachers encourage you to participate in extracurricular activities.

- ☐ 4 – Strongly agree
- ☒ 3 – Agree
- ☐ 2 – Neutral
- ☐ 1 – Disagree
- ☐ 0 – Strongly disagree

18. Efforts are made by the institute/ teachers to inculcate soft skills, life skills and employability skills to make you ready for the world of work.

- ☒ 4 – To a great extent
- ☐ 3 – Moderate
- ☐ 2 – Somewhat
- ☐ 1 – Very little
- ☐ 0 – Not at all

19. What percentage of teachers use ICT tools such as LCD projector, Multimedia, etc. while teaching.

- ☐ 4 – Above 90%
- ☒ 3 – 70 – 89%
- ☐ 2 – 50 – 69%
- ☐ 1 – 30 – 49%
- ☐ 0 – Below 29%

20. The overall quality of teaching-learning process in your institute is very good.

- ☐ 4 – Strongly agree
- ☐ 3 – Agree
- ☒ 2 – Neutral
- ☐ 1 – Disagree
- ☐ 0 – Strongly disagree

Bhose

Sign of student

5. How well did the teachers prepare for the classes?

- ☒ 4 – Thoroughly
- ☐ 3 – Satisfactorily
- ☐ 2 – Poorly
- ☐ 1 – Indifferently
- ☐ 0 – Won't teach at all

6. The institute takes active interest in promoting internship, student exchange, field visit opportunities for students.

- ☐ 4 – Regularly
- ☒ 3 – Often
- ☐ 2 – Sometimes
- ☐ 1 – Rarely
- ☐ 0 – Never

7. The teaching and mentoring process in your institution facilitates you in cognitive, social and emotional growth.

- ☐ 4 – Significantly
- ☐ 3 – Very well
- ☒ 2 – Moderately
- ☐ 1 – Marginally
- ☐ 0 – Not at all

8. The institution provides multiple opportunities to learn and grow.

- ☐ 4 – Strongly agree
- ☐ 3 – Agree
- ☐ 2 – Neutral
- ☒ 1 – Disagree
- ☐ 0 – Strongly disagree

9. Teachers inform you about your expected competencies, course outcomes and programme outcomes.

- ☐ 4 – Every time
- ☐ 3 – Usually
- ☐ 2 – Occasionally/Sometimes
- ☐ 1 – Rarely
- ☒ 0 – Never

10. Was your performance in assignments discussed with you?

- ☒ 4 – Every time
- ☐ 3 – Usually
- ☐ 2 – Occasionally/Sometimes
- ☐ 1 – Rarely
- ☐ 0 – Never

11. Your mentor does a necessary follow-up with an assigned task to you.

- ☐ 4 – Every time
- ☒ 3 – Usually
- ☐ 2 – Occasionally/Sometimes
- ☐ 1 – Rarely
- ☐ 0 – I don't have a mentor

.. The teachers illustrate the concepts through examples and applications.

- ☒ 4 – Every time
- ☐ 3 – Usually
- ☐ 2 – Occasionally/Sometimes
- ☐ 1 – Rarely
- ☐ 0 – Never

13. The teachers identify your strengths and encourage you with providing right level of challenges.

- ☐ 4 – Fully
- ☒ 3 – Reasonably
- ☐ 2 – Partially
- ☐ 1 – Slightly
- ☐ 0 – Unable to

14. Teachers are able to identify your weaknesses and help you to overcome them.

- ☐ 4 – Every time
- ☐ 3 – Usually
- ☒ 2 – Occasionally/Sometimes
- ☐ 1 – Rarely
- ☐ 0 – Never

15. The institution makes effort to engage students in the monitoring, review and continuous quality improvement of the teaching learning process.

- ☐ 4 – Strongly agree
- ☐ 3 – Agree
- ☐ 2 – Neutral
- ☒ 1 – Disagree
- ☐ 0 – Strongly disagree

16. The institute/ teachers use student centric methods, such as experiential learning, participative learning and problem solving methodologies for enhancing learning experiences.

- ☐ 4 – To a great extent
- ☐ 3 – Moderate
- ☐ 2 – Some what
- ☐ 1 – Very little
- ☒ 0 – Not at all

17. Teachers encourage you to participate in extracurricular activities.

- ☐ 4 – Strongly agree
- ☒ 3 – Agree
- ☐ 2 – Neutral
- ☐ 1 – Disagree
- ☐ 0 – Strongly disagree

18. Efforts are made by the institute/ teachers to inculcate soft skills, life skills and employability skills to make you ready for the world of work.

- ☒ 4 – To a great extent
- ☐ 3 – Moderate
- ☐ 2 – Somewhat
- ☐ 1 – Very little
- ☐ 0 – Not at all

19. What percentage of teachers use ICT tools such as LCD projector, Multimedia, etc. while teaching.

- ☐ 4 – Above 90%
- ☒ 3 – 70 – 89%
- ☐ 2 – 50 – 69%
- ☐ 1 – 30 – 49%
- ☐ 0 – Below 29%

20. The overall quality of teaching-learning process in your institute is very good.

- ☐ 4 – Strongly agree
- ☐ 3 – Agree
- ☒ 2 – Neutral
- ☐ 1 – Disagree
- ☐ 0 – Strongly disagree

BHOSL

Sign of student

Rashtramata Indira Gandhi College , Jalna

Academic Year 2019-20

**Criterion II – Teaching–Learning and Evaluation Student Satisfaction Survey on
Teaching Learning Process**

Name of Student : Ghule Ajay Suresh

Class : B^o A - II

Following are questions for student satisfaction survey regarding teaching learning process.

1. How well were the teachers able to communicate?
☒ 4 – Always effective
3 – Sometimes effective
2 – Just satisfactorily
1 – Generally ineffective
0 – Very poor communication
2. How much of the syllabus was covered in the class?
4 – 85 to 100%
☒ 3 – 70 to 84%
2 – 55 to 69%
1 – 30 to 54%
0 – Below 30%
3. The teacher's approach to teaching can best be described as
4 – Excellent
☒ 3 – Very good
2 – Good
1 – Fair
0 – Poor
4. Fairness of the internal evaluation process by the teachers.
4 – Always fair
3 – Usually fair
☒ 2 – Sometimes unfair
1 – Usually unfair
0 – Unfair

5. How well did the teachers prepare for the classes?

- 4 – Thoroughly
- 3 – Satisfactorily
- 2 – Poorly
- ☒ 1 – Indifferently
- 0 – Won't teach at all

6. The institute takes active interest in promoting internship, student exchange, field visit opportunities for students.

- 4 – Regularly
- 3 – Often
- ☒ 2 – Sometimes
- 1 – Rarely
- 0 – Never

7. The teaching and mentoring process in your institution facilitates you in cognitive, social and emotional growth.

- 4 – Significantly
- ☒ 3 – Very well
- 2 – Moderately
- 1 – Marginally
- 0 – Not at all

8. The institution provides multiple opportunities to learn and grow.

- ☒ 4 – Strongly agree
- 3 – Agree
- 2 – Neutral
- 1 – Disagree
- 0 – Strongly disagree

9. Teachers inform you about your expected competencies, course outcomes and programme outcomes.

- 4 – Every time
- 3 – Usually
- ☒ 2 – Occasionally/Sometimes
- 1 – Rarely
- 0 – Never

10. Was your performance in assignments discussed with you?

- 4 – Every time
- 3 – Usually
- 2 – Occasionally/Sometimes
- ☒ 1 – Rarely
- 0 – Never

11. Your mentor does a necessary follow-up with an assigned task to you.

- 4 – Every time
- 3 – Usually
- ☒ 2 – Occasionally/Sometimes
- 1 – Rarely
- 0 – I don't have a mentor

.. The teachers illustrate the concepts through examples and applications.

- ☒ 4 – Every time
- 3 – Usually
- 2 – Occasionally/Sometimes
- 1 – Rarely
- 0 – Never

13. The teachers identify your strengths and encourage you with providing right level of challenges.

- 4 – Fully
- ☒ 3 – Reasonably
- 2 – Partially
- 1 – Slightly
- 0 – Unable to

14. Teachers are able to identify your weaknesses and help you to overcome them.

- 4 – Every time
- 3 – Usually
- ☒ 2 – Occasionally/Sometimes
- 1 – Rarely
- 0 – Never

15. The institution makes effort to engage students in the monitoring, review and continuous quality improvement of the teaching learning process.

- 4 – Strongly agree
- 3 – Agree
- 2 – Neutral
- ☒ 1 – Disagree
- 0 – Strongly disagree

16. The institute/ teachers use student centric methods, such as experiential learning, participative learning and problem solving methodologies for enhancing learning experiences.

- 4 – To a great extent
- 3 – Moderate
- 2 – Some what
- 1 – Very little
- ☒ 0 – Not at all

17. Teachers encourage you to participate in extracurricular activities.

- ☒ 4 – Strongly agree
- 3 – Agree
- 2 – Neutral
- 1 – Disagree
- 0 – Strongly disagree

18. Efforts are made by the institute/ teachers to inculcate soft skills, life skills and employability skills to make you ready for the world of work.

- ☒ 4 – To a great extent
- ☐ 3 – Moderate
- ☐ 2 – Somewhat
- ☐ 1 – Very little
- ☐ 0 – Not at all

19. What percentage of teachers use ICT tools such as LCD projector, Multimedia, etc. while teaching.

- ☐ 4 – Above 90%
- ☒ 3 – 70 – 89%
- ☐ 2 – 50 – 69%
- ☐ 1 – 30 – 49%
- ☐ 0 – Below 29%

20. The overall quality of teaching-learning process in your institute is very good.

- ☐ 4 – Strongly agree
- ☐ 3 – Agree
- ☒ 2 – Neutral
- ☐ 1 – Disagree
- ☐ 0 – Strongly disagree

GHUKE
Sign of student

5. How well did the teachers prepare for the classes?

- 4 – Thoroughly
- 3 – Satisfactorily
- 2 – Poorly
- ☒ 1 – Indifferently
- 0 – Won't teach at all

6. The institute takes active interest in promoting internship, student exchange, field visit opportunities for students.

- 4 – Regularly
- 3 – Often
- ☒ 2 – Sometimes
- 1 – Rarely
- 0 – Never

7. The teaching and mentoring process in your institution facilitates you in cognitive, social and emotional growth.

- 4 – Significantly
- ☒ 3 – Very well
- 2 – Moderately
- 1 – Marginally
- 0 – Not at all

8. The institution provides multiple opportunities to learn and grow.

- ☒ 4 – Strongly agree
- 3 – Agree
- 2 – Neutral
- 1 – Disagree
- 0 – Strongly disagree

9. Teachers inform you about your expected competencies, course outcomes and programme outcomes.

- 4 – Every time
- 3 – Usually
- ☒ 2 – Occasionally/Sometimes
- 1 – Rarely
- 0 – Never

10. Was your performance in assignments discussed with you?

- 4 – Every time
- 3 – Usually
- 2 – Occasionally/Sometimes
- ☒ 1 – Rarely
- 0 – Never

11. Your mentor does a necessary follow-up with an assigned task to you.

- 4 – Every time
- 3 – Usually
- ☒ 2 – Occasionally/Sometimes
- 1 – Rarely
- 0 – I don't have a mentor

.. The teachers illustrate the concepts through examples and applications.

- ☒ 4 – Every time
- ☐ 3 – Usually
- ☐ 2 – Occasionally/Sometimes
- ☐ 1 – Rarely
- ☐ 0 – Never

13. The teachers identify your strengths and encourage you with providing right level of challenges.

- ☐ 4 – Fully
- ☒ 3 – Reasonably
- ☐ 2 – Partially
- ☐ 1 – Slightly
- ☐ 0 – Unable to

14. Teachers are able to identify your weaknesses and help you to overcome them.

- ☐ 4 – Every time
- ☐ 3 – Usually
- ☒ 2 – Occasionally/Sometimes
- ☐ 1 – Rarely
- ☐ 0 – Never

15. The institution makes effort to engage students in the monitoring, review and continuous quality improvement of the teaching learning process.

- ☐ 4 – Strongly agree
- ☐ 3 – Agree
- ☐ 2 – Neutral
- ☒ 1 – Disagree
- ☐ 0 – Strongly disagree

16. The institute/ teachers use student centric methods, such as experiential learning, participative learning and problem solving methodologies for enhancing learning experiences.

- ☐ 4 – To a great extent
- ☐ 3 – Moderate
- ☐ 2 – Some what
- ☐ 1 – Very little
- ☒ 0 – Not at all

17. Teachers encourage you to participate in extracurricular activities.

- ☒ 4 – Strongly agree
- ☐ 3 – Agree
- ☐ 2 – Neutral
- ☐ 1 – Disagree
- ☐ 0 – Strongly disagree

**Criterion II – Teaching–Learning and Evaluation Student Satisfaction Survey on
Teaching Learning Process**

Name of Student : KATE garvesh KILAS

Class : B^o A II

Following are questions for student satisfaction survey regarding teaching learning process.

1. How well were the teachers able to communicate?

- ☒ 4 – Always effective
- ☐ 3 – Sometimes effective
- ☐ 2 – Just satisfactorily
- ☐ 1 – Generally ineffective
- ☐ 0 – Very poor communication

2. How much of the syllabus was covered in the class?

- ☐ 4 – 85 to 100%
- ☒ 3 – 70 to 84%
- ☐ 2 – 55 to 69%
- ☐ 1 – 30 to 54%
- ☐ 0 – Below 30%

3. The teacher's approach to teaching can best be described as

- ☐ 4 – Excellent
- ☐ 3 – Very good
- ☒ 2 – Good
- ☐ 1 – Fair
- ☐ 0 – Poor

4. Fairness of the internal evaluation process by the teachers.

- ☐ 4 – Always fair
- ☐ 3 – Usually fair
- ☐ 2 – Sometimes unfair
- ☒ 1 – Usually unfair
- ☐ 0 – Unfair

5. How well did the teachers prepare for the classes?

- ☒ 4 – Thoroughly
- 3 – Satisfactorily
- 2 – Poorly
- 1 – Indifferently
- 0 – Won't teach at all

6. The institute takes active interest in promoting internship, student exchange, field visit opportunities for students.

- 4 – Regularly
- ☒ 3 – Often
- 2 – Sometimes
- 1 – Rarely
- 0 – Never

7. The teaching and mentoring process in your institution facilitates you in cognitive, social and emotional growth.

- 4 – Significantly
- 3 – Very well
- ☒ 2 – Moderately
- 1 – Marginally
- 0 – Not at all

8. The institution provides multiple opportunities to learn and grow.

- 4 – Strongly agree
- 3 – Agree
- 2 – Neutral
- ☒ 1 – Disagree
- 0 – Strongly disagree

9. Teachers inform you about your expected competencies, course outcomes and programme outcomes.

- 4 – Every time
- 3 – Usually
- 2 – Occasionally/Sometimes
- 1 – Rarely
- ☒ 0 – Never

10. Was your performance in assignments discussed with you?

- ☒ 4 – Every time
- 3 – Usually
- 2 – Occasionally/Sometimes
- 1 – Rarely
- 0 – Never

11. Your mentor does a necessary follow-up with an assigned task to you.

- 4 – Every time
- ☒ 3 – Usually
- 2 – Occasionally/Sometimes
- 1 – Rarely
- 0 – I don't have a mentor

12. The teachers illustrate the concepts through examples and applications.

- 4 – Every time
- 3 – Usually
- ☒ 2 – Occasionally/Sometimes
- 1 – Rarely
- 0 – Never

13. The teachers identify your strengths and encourage you with providing right level of challenges.

- 4 – Fully
- 3 – Reasonably
- 2 – Partially
- ☒ 1 – Slightly
- 0 – Unable to

14. Teachers are able to identify your weaknesses and help you to overcome them.

- 4 – Every time
- 3 – Usually
- 2 – Occasionally/Sometimes
- 1 – Rarely
- ☒ 0 – Never

15. The institution makes effort to engage students in the monitoring, review and continuous quality improvement of the teaching learning process.

- ☒ 4 – Strongly agree
- 3 – Agree
- 2 – Neutral
- 1 – Disagree
- 0 – Strongly disagree

16. The institute/ teachers use student centric methods, such as experiential learning, participative learning and problem solving methodologies for enhancing learning experiences.

- 4 – To a great extent
- 3 – Moderate
- 2 – Some what
- ☒ 1 – Very little
- 0 – Not at all

17. Teachers encourage you to participate in extracurricular activities.

- 4 – Strongly agree
- ☒ 3 – Agree
- 2 – Neutral
- 1 – Disagree
- 0 – Strongly disagree

**Criterion II – Teaching–Learning and Evaluation Student Satisfaction Survey on
Teaching Learning Process**

Name of Student : Ra. Thod. Anisha Fulchand

Class : B. A. II

Following are questions for student satisfaction survey regarding teaching learning process.

1. How well were the teachers able to communicate?
☒ 4 – Always effective
☐ 3 – Sometimes effective
☐ 2 – Just satisfactorily
☐ 1 – Generally ineffective
☐ 0 – Very poor communication
2. How much of the syllabus was covered in the class?
☐ 4 – 85 to 100%
☒ 3 – 70 to 84%
☐ 2 – 55 to 69%
☐ 1 – 30 to 54%
☐ 0 – Below 30%
3. The teacher's approach to teaching can best be described as
☐ 4 – Excellent
☐ 3 – Very good
☒ 2 – Good
☐ 1 – Fair
☐ 0 – Poor
4. Fairness of the internal evaluation process by the teachers.
☐ 4 – Always fair
☐ 3 – Usually fair
☐ 2 – Sometimes unfair
☒ 1 – Usually unfair
☐ 0 – Unfair

5. How well did the teachers prepare for the classes?

- ☒ 4 – Thoroughly
- ☐ 3 – Satisfactorily
- ☐ 2 – Poorly
- ☐ 1 – Indifferently
- ☐ 0 – Won't teach at all

6. The institute takes active interest in promoting internship, student exchange, field visit opportunities for students.

- ☐ 4 – Regularly
- ☒ 3 – Often
- ☐ 2 – Sometimes
- ☐ 1 – Rarely
- ☐ 0 – Never

7. The teaching and mentoring process in your institution facilitates you in cognitive, social and emotional growth.

- ☐ 4 – Significantly
- ☐ 3 – Very well
- ☒ 2 – Moderately
- ☐ 1 – Marginally
- ☐ 0 – Not at all

8. The institution provides multiple opportunities to learn and grow.

- ☐ 4 – Strongly agree
- ☐ 3 – Agree
- ☐ 2 – Neutral
- ☒ 1 – Disagree
- ☐ 0 – Strongly disagree

9. Teachers inform you about your expected competencies, course outcomes and programme outcomes.

- ☐ 4 – Every time
- ☐ 3 – Usually
- ☐ 2 – Occasionally/Sometimes
- ☐ 1 – Rarely
- ☒ 0 – Never

10. Was your performance in assignments discussed with you?

- ☐ 4 – Every time
- ☒ 3 – Usually
- ☐ 2 – Occasionally/Sometimes
- ☐ 1 – Rarely
- ☐ 0 – Never

11. Your mentor does a necessary follow-up with an assigned task to you.

- ☐ 4 – Every time
- ☐ 3 – Usually
- ☒ 2 – Occasionally/Sometimes
- ☐ 1 – Rarely
- ☐ 0 – I don't have a mentor

The teachers illustrate the concepts through examples and applications.

- ☒ 4 – Every time
- 3 – Usually
- 2 – Occasionally/Sometimes
- 1 – Rarely
- 0 – Never

13. The teachers identify your strengths and encourage you with providing right level of challenges.

- 4 – Fully
- 3 – Reasonably
- ☒ 2 – Partially
- 1 – Slightly
- 0 – Unable to

14. Teachers are able to identify your weaknesses and help you to overcome them.

- 4 – Every time
- 3 – Usually
- 2 – Occasionally/Sometimes
- ☒ 1 – Rarely
- 0 – Never

15. The institution makes effort to engage students in the monitoring, review and continuous quality improvement of the teaching learning process.

- 4 – Strongly agree
- 3 – Agree
- 2 – Neutral
- 1 – Disagree
- ☒ 0 – Strongly disagree

16. The institute/ teachers use student centric methods, such as experiential learning, participative learning and problem solving methodologies for enhancing learning experiences.

- 4 – To a great extent
- ☒ 3 – Moderate
- 2 – Some what
- 1 – Very little
- 0 – Not at all

17. Teachers encourage you to participate in extracurricular activities.

- ☒ 4 – Strongly agree
- 3 – Agree
- 2 – Neutral
- 1 – Disagree
- 0 – Strongly disagree

18. Efforts are made by the institute/ teachers to inculcate soft skills, life skills and employability skills to make you ready for the world of work.


- ☒ 4 – To a great extent
- ☐ 3 – Moderate
- ☐ 2 – Somewhat
- ☐ 1 – Very little
- ☐ 0 – Not at all

19. What percentage of teachers use ICT tools such as LCD projector, Multimedia, etc. while teaching.

- ☐ 4 – Above 90%
- ☒ 3 – 70 – 89%
- ☐ 2 – 50 – 69%
- ☐ 1 – 30 – 49%
- ☒ 0 – Below 29%

20. The overall quality of teaching-learning process in your institute is very good.

- ☐ 4 – Strongly agree
- ☐ 3 – Agree
- ☐ 2 – Neutral
- ☒ 1 – Disagree
- ☐ 0 – Strongly disagree


Sign of student

**Criterion II – Teaching–Learning and Evaluation Student Satisfaction Survey on
Teaching Learning Process**

Name of Student : Peshmuk gorakhnath

Class : B A O III

Following are questions for student satisfaction survey regarding teaching learning process.

1. How well were the teachers able to communicate?
☒ 4 – Always effective
3 – Sometimes effective
2 – Just satisfactorily
1 – Generally ineffective
0 – Very poor communication
2. How much of the syllabus was covered in the class?
4 – 85 to 100%
☒ 3 – 70 to 84%
2 – 55 to 69%
1 – 30 to 54%
0 – Below 30%
3. The teacher's approach to teaching can best be described as
4 – Excellent
3 – Very good
☒ 2 – Good
1 – Fair
0 – Poor
4. Fairness of the internal evaluation process by the teachers.
4 – Always fair
3 – Usually fair
2 – Sometimes unfair
☒ 1 – Usually unfair
0 – Unfair

5. How well did the teachers prepare for the classes?

- 4 – Thoroughly
- 3 – Satisfactorily
- 2 – Poorly
- ☒ 1 – Indifferently
- 0 – Won't teach at all

6. The institute takes active interest in promoting internship, student exchange, field visit opportunities for students.

- 4 – Regularly
- 3 – Often
- 2 – Sometimes
- 1 – Rarely
- ☒ 0 – Never

7. The teaching and mentoring process in your institution facilitates you in cognitive, social and emotional growth.

- 4 – Significantly
- ☒ 3 – Very well
- 2 – Moderately
- 1 – Marginally
- 0 – Not at all

8. The institution provides multiple opportunities to learn and grow.

- 4 – Strongly agree
- 3 – Agree
- ☒ 2 – Neutral
- 1 – Disagree
- 0 – Strongly disagree

9. Teachers inform you about your expected competencies, course outcomes and programme outcomes.

- 4 – Every time
- 3 – Usually
- 2 – Occasionally/Sometimes
- 1 – Rarely
- ☒ 0 – Never

10. Was your performance in assignments discussed with you?

- 4 – Every time
- 3 – Usually
- ☒ 2 – Occasionally/Sometimes
- 1 – Rarely
- 0 – Never

11. Your mentor does a necessary follow-up with an assigned task to you.

- ☒ 4 – Every time
- 3 – Usually
- 2 – Occasionally/Sometimes
- 1 – Rarely
- 0 – I don't have a mentor

12. The teachers illustrate the concepts through examples and applications.

- ☒ 4 – Every time
- ☐ 3 – Usually
- ☐ 2 – Occasionally/Sometimes
- ☐ 1 – Rarely
- ☐ 0 – Never

13. The teachers identify your strengths and encourage you with providing right level of challenges.

- ☐ 4 – Fully
- ☒ 3 – Reasonably
- ☐ 2 – Partially
- ☐ 1 – Slightly
- ☐ 0 – Unable to

14. Teachers are able to identify your weaknesses and help you to overcome them.

- ☐ 4 – Every time
- ☐ 3 – Usually
- ☒ 2 – Occasionally/Sometimes
- ☐ 1 – Rarely
- ☐ 0 – Never

15. The institution makes effort to engage students in the monitoring, review and continuous quality improvement of the teaching learning process.

- ☐ 4 – Strongly agree
- ☐ 3 – Agree
- ☐ 2 – Neutral
- ☐ 1 – Disagree
- ☒ 0 – Strongly disagree

16. The institute/ teachers use student centric methods, such as experiential learning, participative learning and problem solving methodologies for enhancing learning experiences.

- ☒ 4 – To a great extent
- ☐ 3 – Moderate
- ☐ 2 – Some what
- ☐ 1 – Very little
- ☐ 0 – Not at all

17. Teachers encourage you to participate in extracurricular activities.

- ☐ 4 – Strongly agree
- ☒ 3 – Agree
- ☐ 2 – Neutral
- ☐ 1 – Disagree
- ☐ 0 – Strongly disagree

18. Efforts are made by the institute/ teachers to inculcate soft skills, life skills and employability skills to make you ready for the world of work.

- ☒ 4 – To a great extent
- ☐ 3 – Moderate
- ☐ 2 – Somewhat
- ☐ 1 – Very little
- ☐ 0 – Not at all

19. What percentage of teachers use ICT tools such as LCD projector, Multimedia, etc. while teaching.

- ☐ 4 – Above 90%
- ☒ 3 – 70 – 89%
- ☐ 2 – 50 – 69%
- ☐ 1 – 30 – 49%
- ☐ 0 – Below 29%

20. The overall quality of teaching-learning process in your institute is very good.

- ☐ 4 – Strongly agree
- ☐ 3 – Agree
- ☒ 2 – Neutral
- ☐ 1 – Disagree
- ☐ 0 – Strongly disagree

Peshmukh
Sign of student

5. How well did the teachers prepare for the classes?

- 4 – Thoroughly
- 3 – Satisfactorily
- 2 – Poorly
- ☒ 1 – Indifferently
- 0 – Won't teach at all

6. The institute takes active interest in promoting internship, student exchange, field visit opportunities for students.

- 4 – Regularly
- 3 – Often
- 2 – Sometimes
- 1 – Rarely
- ☒ 0 – Never

7. The teaching and mentoring process in your institution facilitates you in cognitive, social and emotional growth.

- 4 – Significantly
- ☒ 3 – Very well
- 2 – Moderately
- 1 – Marginally
- 0 – Not at all

8. The institution provides multiple opportunities to learn and grow.

- 4 – Strongly agree
- 3 – Agree
- ☒ 2 – Neutral
- 1 – Disagree
- 0 – Strongly disagree

9. Teachers inform you about your expected competencies, course outcomes and programme outcomes.

- 4 – Every time
- 3 – Usually
- 2 – Occasionally/Sometimes
- 1 – Rarely
- ☒ 0 – Never

10. Was your performance in assignments discussed with you?

- 4 – Every time
- 3 – Usually
- ☒ 2 – Occasionally/Sometimes
- 1 – Rarely
- 0 – Never

11. Your mentor does a necessary follow-up with an assigned task to you.

- ☒ 4 – Every time
- 3 – Usually
- 2 – Occasionally/Sometimes
- 1 – Rarely
- 0 – I don't have a mentor

12. The teachers illustrate the concepts through examples and applications.

- ☒ 4 – Every time
- ☐ 3 – Usually
- ☐ 2 – Occasionally/Sometimes
- ☐ 1 – Rarely
- ☐ 0 – Never

13. The teachers identify your strengths and encourage you with providing right level of challenges.

- ☐ 4 – Fully
- ☒ 3 – Reasonably
- ☐ 2 – Partially
- ☐ 1 – Slightly
- ☐ 0 – Unable to

14. Teachers are able to identify your weaknesses and help you to overcome them.

- ☐ 4 – Every time
- ☐ 3 – Usually
- ☒ 2 – Occasionally/Sometimes
- ☐ 1 – Rarely
- ☐ 0 – Never

15. The institution makes effort to engage students in the monitoring, review and continuous quality improvement of the teaching learning process.

- ☐ 4 – Strongly agree
- ☐ 3 – Agree
- ☐ 2 – Neutral
- ☐ 1 – Disagree
- ☒ 0 – Strongly disagree

16. The institute/ teachers use student centric methods, such as experiential learning, participative learning and problem solving methodologies for enhancing learning experiences.

- ☒ 4 – To a great extent
- ☐ 3 – Moderate
- ☐ 2 – Some what
- ☐ 1 – Very little
- ☐ 0 – Not at all

17. Teachers encourage you to participate in extracurricular activities.

- ☐ 4 – Strongly agree
- ☒ 3 – Agree
- ☐ 2 – Neutral
- ☐ 1 – Disagree
- ☐ 0 – Strongly disagree

18. Efforts are made by the institute/ teachers to inculcate soft skills, life skills and employability skills to make you ready for the world of work.

- ☒ 4 – To a great extent
- ☐ 3 – Moderate
- ☐ 2 – Somewhat
- ☐ 1 – Very little
- ☐ 0 – Not at all

19. What percentage of teachers use ICT tools such as LCD projector, Multimedia, etc. while teaching.

- ☐ 4 – Above 90%
- ☒ 3 – 70 – 89%
- ☐ 2 – 50 – 69%
- ☐ 1 – 30 – 49%
- ☐ 0 – Below 29%

20. The overall quality of teaching-learning process in your institute is very good.

- ☐ 4 – Strongly agree
- ☐ 3 – Agree
- ☒ 2 – Neutral
- ☐ 1 – Disagree
- ☐ 0 – Strongly disagree

Peshmukh
Sign of student

**Criterion II – Teaching–Learning and Evaluation Student Satisfaction Survey on
Teaching Learning Process**

Name of Student : Jadhav Kanchan Shivaji
Class : B. A. III

Following are questions for student satisfaction survey regarding teaching learning process.

1. How well were the teachers able to communicate?

- ☒ 4 – Always effective
- ☐ 3 – Sometimes effective
- ☐ 2 – Just satisfactorily
- ☐ 1 – Generally ineffective
- ☐ 0 – Very poor communication

2. How much of the syllabus was covered in the class?

- ☐ 4 – 85 to 100%
- ☒ 3 – 70 to 84%
- ☐ 2 – 55 to 69%
- ☐ 1 – 30 to 54%
- ☐ 0 – Below 30%

3. The teacher's approach to teaching can best be described as

- ☐ 4 – Excellent
- ☐ 3 – Very good
- ☒ 2 – Good
- ☐ 1 – Fair
- ☐ 0 – Poor

4. Fairness of the internal evaluation process by the teachers.

- ☐ 4 – Always fair
- ☐ 3 – Usually fair
- ☐ 2 – Sometimes unfair
- ☒ 1 – Usually unfair
- ☐ 0 – Unfair

5. How well did the teachers prepare for the classes?

- ☒ 4 – Thoroughly
- 3 – Satisfactorily
- 2 – Poorly
- 1 – Indifferently
- 0 – Won't teach at all

6. The institute takes active interest in promoting internship, student exchange, field visit opportunities for students.

- 4 – Regularly
- ☒ 3 – Often
- 2 – Sometimes
- 1 – Rarely
- 0 – Never

7. The teaching and mentoring process in your institution facilitates you in cognitive, social and emotional growth.

- 4 – Significantly
- 3 – Very well
- ☒ 2 – Moderately
- 1 – Marginally
- 0 – Not at all

8. The institution provides multiple opportunities to learn and grow.

- 4 – Strongly agree
- 3 – Agree
- 2 – Neutral
- ☒ 1 – Disagree
- 0 – Strongly disagree

9. Teachers inform you about your expected competencies, course outcomes and programme outcomes.

- 4 – Every time
- 3 – Usually
- 2 – Occasionally/Sometimes
- 1 – Rarely
- ☒ 0 – Never

10. Was your performance in assignments discussed with you?

- ☒ 4 – Every time
- 3 – Usually
- 2 – Occasionally/Sometimes
- 1 – Rarely
- 0 – Never

11. Your mentor does a necessary follow-up with an assigned task to you.

- 4 – Every time
- ☒ 3 – Usually
- 2 – Occasionally/Sometimes
- 1 – Rarely
- 0 – I don't have a mentor

12. The teachers illustrate the concepts through examples and applications.
- ☒ 4 – Every time
 - 3 – Usually
 - 2 – Occasionally/Sometimes
 - 1 – Rarely
 - 0 – Never
13. The teachers identify your strengths and encourage you with providing right level of challenges.
- ☒ 4 – Fully
 - 3 – Reasonably
 - 2 – Partially
 - 1 – Slightly
 - 0 – Unable to
14. Teachers are able to identify your weaknesses and help you to overcome them.
- 4 – Every time
 - ☒ 3 – Usually
 - 2 – Occasionally/Sometimes
 - 1 – Rarely
 - 0 – Never
15. The institution makes effort to engage students in the monitoring, review and continuous quality improvement of the teaching learning process.
- 4 – Strongly agree
 - 3 – Agree
 - ☒ 2 – Neutral
 - 1 – Disagree
 - 0 – Strongly disagree
16. The institute/ teachers use student centric methods, such as experiential learning, participative learning and problem solving methodologies for enhancing learning experiences.
- 4 – To a great extent
 - 3 – Moderate
 - 2 – Some what
 - ☒ 1 – Very little
 - 0 – Not at all
17. Teachers encourage you to participate in extracurricular activities.
- 4 – Strongly agree
 - 3 – Agree
 - 2 – Neutral
 - 1 – Disagree
 - ☒ 0 – Strongly disagree

18. Efforts are made by the institute/ teachers to inculcate soft skills, life skills and employability skills to make you ready for the world of work.

4 - To a great extent

☒ 3 - Moderate

2 - Somewhat

1 - Very little

0 - Not at all

19. What percentage of teachers use ICT tools such as LCD projector, Multimedia, etc. while teaching.

4 - Above 90%

3 - 70 - 89%

☒ 2 - 50 - 69%

1 - 30 - 49%

0 - Below 29%

20. The overall quality of teaching-learning process in your institute is very good.

4 - Strongly agree

3 - Agree

2 - Neutral

1 - Disagree

☒ 0 - Strongly disagree


Sign of student

Rashtramata Indira Gandhi College , Jalna

Academic Year 2019-20

**Criterion II – Teaching–Learning and Evaluation Student Satisfaction Survey on
Teaching Learning Process**

Name of Student : Patole Akash madhav

Class : B.A. @ - III

Following are questions for student satisfaction survey regarding teaching learning process.

1. How well were the teachers able to communicate?
☒ 4 – Always effective
3 – Sometimes effective
2 – Just satisfactorily
1 – Generally ineffective
0 – Very poor communication
2. How much of the syllabus was covered in the class?
☒ 4 – 85 to 100%
3 – 70 to 84%
2 – 55 to 69%
1 – 30 to 54%
0 – Below 30%
3. The teacher's approach to teaching can best be described as
4 – Excellent
3 – Very good
☒ 2 – Good
1 – Fair
0 – Poor
4. Fairness of the internal evaluation process by the teachers.
4 – Always fair
3 – Usually fair
2 – Sometimes unfair
☒ 1 – Usually unfair
0 – Unfair

5. How well did the teachers prepare for the classes?

- 4 – Thoroughly
- 3 – Satisfactorily
- 2 – Poorly
- 1 – Indifferently
- 0 – Won't teach at all

6. The institute takes active interest in promoting internship, student exchange, field visit opportunities for students.

- 4 – Regularly
- 3 – Often
- 2 – Sometimes
- 1 – Rarely
- 0 – Never

7. The teaching and mentoring process in your institution facilitates you in cognitive, social and emotional growth.

- 4 – Significantly
- 3 – Very well
- 2 – Moderately
- 1 – Marginally
- 0 – Not at all

8. The institution provides multiple opportunities to learn and grow.

- 4 – Strongly agree
- 3 – Agree
- 2 – Neutral
- 1 – Disagree
- 0 – Strongly disagree

9. Teachers inform you about your expected competencies, course outcomes and programme outcomes.

- 4 – Every time
- 3 – Usually
- 2 – Occasionally/Sometimes
- 1 – Rarely
- 0 – Never

10. Was your performance in assignments discussed with you?

- 4 – Every time
- 3 – Usually
- 2 – Occasionally/Sometimes
- 1 – Rarely
- 0 – Never

11. Your mentor does a necessary follow-up with an assigned task to you.

- 4 – Every time
- 3 – Usually
- 2 – Occasionally/Sometimes
- 1 – Rarely
- 0 – I don't have a mentor

12. The teachers illustrate the concepts through examples and applications.

- ~~4~~ – Every time
- 3 – Usually
- 2 – Occasionally/Sometimes
- 1 – Rarely
- 0 – Never

13. The teachers identify your strengths and encourage you with providing right level of challenges.

- 4 – Fully
- ~~3~~ – Reasonably
- 2 – Partially
- 1 – Slightly
- 0 – Unable to

14. Teachers are able to identify your weaknesses and help you to overcome them.

- 4 – Every time
- 3 – Usually
- ~~2~~ – Occasionally/Sometimes
- 1 – Rarely
- 0 – Never

15. The institution makes effort to engage students in the monitoring, review and continuous quality improvement of the teaching learning process.

- 4 – Strongly agree
- 3 – Agree
- 2 – Neutral
- ~~1~~ – Disagree
- 0 – Strongly disagree

16. The institute/ teachers use student centric methods, such as experiential learning, participative learning and problem solving methodologies for enhancing learning experiences.

- 4 – To a great extent
- 3 – Moderate
- 2 – Some what
- ~~1~~ – Very little
- 0 – Not at all

17. Teachers encourage you to participate in extracurricular activities.

- 4 – Strongly agree
- 3 – Agree
- ~~2~~ – Neutral
- 1 – Disagree
- 0 – Strongly disagree

18. Efforts are made by the institute/ teachers to inculcate soft skills, life skills and employability skills to make you ready for the world of work.

- ☒ 4 – To a great extent
- ☐ 3 – Moderate
- ☐ 2 – Somewhat
- ☐ 1 – Very little
- ☐ 0 – Not at all

19. What percentage of teachers use ICT tools such as LCD projector, Multimedia, etc. while teaching.

- ☐ 4 – Above 90%
- ☒ 3 – 70 – 89%
- ☐ 2 – 50 – 69%
- ☐ 1 – 30 – 49%
- ☐ 0 – Below 29%

20. The overall quality of teaching-learning process in your institute is very good.

- ☐ 4 – Strongly agree
- ☐ 3 – Agree
- ☒ 2 – Neutral
- ☐ 1 – Disagree
- ☐ 0 – Strongly disagree

Patel

Sign of student

Rashtramata Indira Gandhi College , Jalna

Academic Year 2019-20

**Criterion II – Teaching–Learning and Evaluation Student Satisfaction Survey on
Teaching Learning Process**

Name of Student : shekhar Akshay Tabassum Anil Suresh

Class : B . A . III

Following are questions for student satisfaction survey regarding teaching learning process.

1. How well were the teachers able to communicate?

- ☒ 4 – Always effective
- ☐ 3 – Sometimes effective
- ☐ 2 – Just satisfactorily
- ☐ 1 – Generally ineffective
- ☐ 0 – Very poor communication

2. How much of the syllabus was covered in the class?

- ☐ 4 – 85 to 100%
- ☒ 3 – 70 to 84%
- ☐ 2 – 55 to 69%
- ☐ 1 – 30 to 54%
- ☐ 0 – Below 30%

3. The teacher's approach to teaching can best be described as

- ☐ 4 – Excellent
- ☐ 3 – Very good
- ☒ 2 – Good
- ☐ 1 – Fair
- ☐ 0 – Poor

4. Fairness of the internal evaluation process by the teachers.

- ☐ 4 – Always fair
- ☐ 3 – Usually fair
- ☐ 2 – Sometimes unfair
- ☒ 1 – Usually unfair
- ☐ 0 – Unfair

5. How well did the teachers prepare for the classes?

- ☒ 4 – Thoroughly
- ☐ 3 – Satisfactorily
- ☐ 2 – Poorly
- ☐ 1 – Indifferently
- ☐ 0 – Won't teach at all

6. The institute takes active interest in promoting internship, student exchange, field visit opportunities for students.

- ☐ 4 – Regularly
- ☒ 3 – Often
- ☐ 2 – Sometimes
- ☐ 1 – Rarely
- ☐ 0 – Never

7. The teaching and mentoring process in your institution facilitates you in cognitive, social and emotional growth.

- ☐ 4 – Significantly
- ☐ 3 – Very well
- ☒ 2 – Moderately
- ☐ 1 – Marginally
- ☐ 0 – Not at all

8. The institution provides multiple opportunities to learn and grow.

- ☐ 4 – Strongly agree
- ☐ 3 – Agree
- ☐ 2 – Neutral
- ☒ 1 – Disagree
- ☐ 0 – Strongly disagree

9. Teachers inform you about your expected competencies, course outcomes and programme outcomes.

- ☐ 4 – Every time
- ☐ 3 – Usually
- ☐ 2 – Occasionally/Sometimes
- ☐ 1 – Rarely
- ☒ 0 – Never

10. Was your performance in assignments discussed with you?

- ☒ 4 – Every time
- ☐ 3 – Usually
- ☐ 2 – Occasionally/Sometimes
- ☐ 1 – Rarely
- ☐ 0 – Never

11. Your mentor does a necessary follow-up with an assigned task to you.

- ☐ 4 – Every time
- ☒ 3 – Usually
- ☐ 2 – Occasionally/Sometimes
- ☐ 1 – Rarely
- ☐ 0 – I don't have a mentor

12. The teachers illustrate the concepts through examples and applications.
- ~~4~~ – Every time
 - 3 – Usually
 - 2 – Occasionally/Sometimes
 - 1 – Rarely
 - 0 – Never
13. The teachers identify your strengths and encourage you with providing right level of challenges.
- 4 – Fully
 - 3 – Reasonably
 - ~~2~~ – Partially
 - 1 – Slightly
 - 0 – Unable to
14. Teachers are able to identify your weaknesses and help you to overcome them.
- 4 – Every time
 - 3 – Usually
 - 2 – Occasionally/Sometimes
 - 1 – Rarely
 - ~~0~~ – Never
15. The institution makes effort to engage students in the monitoring, review and continuous quality improvement of the teaching learning process.
- 4 – Strongly agree
 - 3 – Agree
 - ~~2~~ – Neutral
 - 1 – Disagree
 - 0 – Strongly disagree
16. The institute/ teachers use student centric methods, such as experiential learning, participative learning and problem solving methodologies for enhancing learning experiences.
- ~~4~~ – To a great extent
 - 3 – Moderate
 - 2 – Some what
 - 1 – Very little
 - 0 – Not at all
17. Teachers encourage you to participate in extracurricular activities.
- 4 – Strongly agree
 - 3 – Agree
 - ~~2~~ – Neutral
 - 1 – Disagree
 - 0 – Strongly disagree

5. How well did the teachers prepare for...

18. Efforts are made by the institute/ teachers to inculcate soft skills, life skills and employability skills to make you ready for the world of work.

- ☒ 4 - To a great extent
- ☐ 3 - Moderate
- ☐ 2 - Somewhat
- ☐ 1 - Very little
- ☐ 0 - Not at all

19. What percentage of teachers use ICT tools such as LCD projector, Multimedia, etc. while teaching.

- ☐ 4 - Above 90%
- ☒ 3 - 70 - 89%
- ☐ 2 - 50 - 69%
- ☐ 1 - 30 - 49%
- ☐ 0 - Below 29%

20. The overall quality of teaching-learning process in your institute is very good.

- ☐ 4 - Strongly agree
- ☐ 3 - Agree
- ☒ 2 - Neutral
- ☐ 1 - Disagree
- ☐ 0 - Strongly disagree

Shelke

Sign of student

**Criterion II – Teaching–Learning and Evaluation Student Satisfaction Survey on
Teaching Learning Process**

Name of Student : Taus PratiBha Dilip

Class : B. O. A. III

Following are questions for student satisfaction survey regarding teaching learning process.

1. How well were the teachers able to communicate?
☒ 4 – Always effective
3 – Sometimes effective
2 – Just satisfactorily
1 – Generally ineffective
0 – Very poor communication
2. How much of the syllabus was covered in the class?
4 – 85 to 100%
☒ 3 – 70 to 84%
2 – 55 to 69%
1 – 30 to 54%
0 – Below 30%
3. The teacher's approach to teaching can best be described as
4 – Excellent
3 – Very good
☒ 2 – Good
1 – Fair
0 – Poor
4. Fairness of the internal evaluation process by the teachers.
4 – Always fair
3 – Usually fair
2 – Sometimes unfair
☒ 1 – Usually unfair
0 – Unfair

5. How well did the teachers prepare for the classes?

- 4 – Thoroughly
- ☒ 3 – Satisfactorily
- 2 – Poorly
- 1 – Indifferently
- 0 – Won't teach at all

6. The institute takes active interest in promoting internship, student exchange, field visit opportunities for students.

- 4 – Regularly
- 3 – Often
- ☒ 2 – Sometimes
- 1 – Rarely
- 0 – Never

7. The teaching and mentoring process in your institution facilitates you in cognitive, social and emotional growth.

- 4 – Significantly
- 3 – Very well
- 2 – Moderately
- ☒ 1 – Marginally
- 0 – Not at all

8. The institution provides multiple opportunities to learn and grow.

- 4 – Strongly agree
- 3 – Agree
- ☒ 2 – Neutral
- 1 – Disagree
- 0 – Strongly disagree

9. Teachers inform you about your expected competencies, course outcomes and programme outcomes.

- 4 – Every time
- ☒ 3 – Usually
- 2 – Occasionally/Sometimes
- 1 – Rarely
- 0 – Never

10. Was your performance in assignments discussed with you?

- ☒ 4 – Every time
- 3 – Usually
- 2 – Occasionally/Sometimes
- 1 – Rarely
- 0 – Never

11. Your mentor does a necessary follow-up with an assigned task to you.

- 4 – Every time
- ☒ 3 – Usually
- 2 – Occasionally/Sometimes
- 1 – Rarely
- 0 – I don't have a mentor

2. The teachers illustrate the concepts through examples and applications.

- ~~4~~ – Every time
- 3 – Usually
- 2 – Occasionally/Sometimes
- 1 – Rarely
- 0 – Never

13. The teachers identify your strengths and encourage you with providing right level of challenges.

- 4 – Fully
- 3 – Reasonably
- ~~2~~ – Partially
- 1 – Slightly
- 0 – Unable to

14. Teachers are able to identify your weaknesses and help you to overcome them.

- 4 – Every time
- ~~3~~ – Usually
- 2 – Occasionally/Sometimes
- 1 – Rarely
- 0 – Never

15. The institution makes effort to engage students in the monitoring, review and continuous quality improvement of the teaching learning process.

- 4 – Strongly agree
- 3 – Agree
- 2 – Neutral
- 1 – Disagree
- ~~0~~ – Strongly disagree

16. The institute/ teachers use student centric methods, such as experiential learning, participative learning and problem solving methodologies for enhancing learning experiences.

- 4 – To a great extent
- ~~3~~ – Moderate
- 2 – Some what
- 1 – Very little
- 0 – Not at all

17. Teachers encourage you to participate in extracurricular activities.

- ~~4~~ – Strongly agree
- 3 – Agree
- 2 – Neutral
- 1 – Disagree
- 0 – Strongly disagree

Rashtramata Indira Gandhi College , Jalna

Academic Year 2019-20

**Criterion II – Teaching–Learning and Evaluation Student Satisfaction Survey on
Teaching Learning Process**

Name of Student : Taux Pratibha Dilip

Class : B - A - III

Following are questions for student satisfaction survey regarding teaching learning process.

1. How well were the teachers able to communicate?

- ☒ 4 – Always effective
- ☐ 3 – Sometimes effective
- ☐ 2 – Just satisfactorily
- ☐ 1 – Generally ineffective
- ☐ 0 – Very poor communication

2. How much of the syllabus was covered in the class?

- ☐ 4 – 85 to 100%
- ☒ 3 – 70 to 84%
- ☐ 2 – 55 to 69%
- ☐ 1 – 30 to 54%
- ☐ 0 – Below 30%

3. The teacher's approach to teaching can best be described as

- ☐ 4 – Excellent
- ☐ 3 – Very good
- ☒ 2 – Good
- ☐ 1 – Fair
- ☐ 0 – Poor

4. Fairness of the internal evaluation process by the teachers.

- ☐ 4 – Always fair
- ☐ 3 – Usually fair
- ☐ 2 – Sometimes unfair
- ☒ 1 – Usually unfair
- ☐ 0 – Unfair

5. How well did the teachers prepare for the classes?

- 4 – Thoroughly
- ☒ 3 – Satisfactorily
- 2 – Poorly
- 1 – Indifferently
- 0 – Won't teach at all

6. The institute takes active interest in promoting internship, student exchange, field visit opportunities for students.

- 4 – Regularly
- 3 – Often
- ☒ 2 – Sometimes
- 1 – Rarely
- 0 – Never

7. The teaching and mentoring process in your institution facilitates you in cognitive, social and emotional growth.

- 4 – Significantly
- 3 – Very well
- 2 – Moderately
- ☒ 1 – Marginally
- 0 – Not at all

8. The institution provides multiple opportunities to learn and grow.

- 4 – Strongly agree
- 3 – Agree
- ☒ 2 – Neutral
- 1 – Disagree
- 0 – Strongly disagree

9. Teachers inform you about your expected competencies, course outcomes and programme outcomes.

- 4 – Every time
- ☒ 3 – Usually
- 2 – Occasionally/Sometimes
- 1 – Rarely
- 0 – Never

10. Was your performance in assignments discussed with you?

- ☒ 4 – Every time
- 3 – Usually
- 2 – Occasionally/Sometimes
- 1 – Rarely
- 0 – Never

11. Your mentor does a necessary follow-up with an assigned task to you.

- 4 – Every time
- ☒ 3 – Usually
- 2 – Occasionally/Sometimes
- 1 – Rarely
- 0 – I don't have a mentor

2. The teachers illustrate the concepts through examples and applications.

- ☒ 4 – Every time
- ☐ 3 – Usually
- ☐ 2 – Occasionally/Sometimes
- ☐ 1 – Rarely
- ☐ 0 – Never

13. The teachers identify your strengths and encourage you with providing right level of challenges.

- ☐ 4 – Fully
- ☐ 3 – Reasonably
- ☒ 2 – Partially
- ☐ 1 – Slightly
- ☐ 0 – Unable to

14. Teachers are able to identify your weaknesses and help you to overcome them.

- ☐ 4 – Every time
- ☒ 3 – Usually
- ☐ 2 – Occasionally/Sometimes
- ☐ 1 – Rarely
- ☐ 0 – Never

15. The institution makes effort to engage students in the monitoring, review and continuous quality improvement of the teaching learning process.

- ☐ 4 – Strongly agree
- ☐ 3 – Agree
- ☐ 2 – Neutral
- ☐ 1 – Disagree
- ☒ 0 – Strongly disagree

16. The institute/ teachers use student centric methods, such as experiential learning, participative learning and problem solving methodologies for enhancing learning experiences.

- ☐ 4 – To a great extent
- ☒ 3 – Moderate
- ☐ 2 – Some what
- ☐ 1 – Very little
- ☐ 0 – Not at all

17. Teachers encourage you to participate in extracurricular activities.

- ☒ 4 – Strongly agree
- ☐ 3 – Agree
- ☐ 2 – Neutral
- ☐ 1 – Disagree
- ☐ 0 – Strongly disagree

18. Efforts are made by the institute/ teachers to inculcate soft skills, life skills and employability skills to make you ready for the world of work.

~~4~~ – To a great extent

3 – Moderate

2 – Somewhat

1 – Very little

0 – Not at all

19. What percentage of teachers use ICT tools such as LCD projector, Multimedia, etc. while teaching.

4 – Above 90%

~~3~~ – 70 – 89%

2 – 50 – 69%

1 – 30 – 49%

0 – Below 29%

20. The overall quality of teaching-learning process in your institute is very good.

4 – Strongly agree

3 – Agree

~~2~~ – Neutral

1 – Disagree

0 – Strongly disagree

July
Sign of student

Rashtramata Indira Gandhi College , Jalna

Academic Year 2019-20

**Criterion II – Teaching–Learning and Evaluation Student Satisfaction Survey on
Teaching Learning Process**

Name of Student : Mameen Tarannum Shaikh

Class : BSC I

Following are questions for student satisfaction survey regarding teaching learning process.

1. How well were the teachers able to communicate?
☒ 4 – Always effective
3 – Sometimes effective
2 – Just satisfactorily
1 – Generally ineffective
0 – Very poor communication
2. How much of the syllabus was covered in the class?
4 – 85 to 100%
☒ 3 – 70 to 84%
2 – 55 to 69%
1 – 30 to 54%
0 – Below 30%
3. The teacher's approach to teaching can best be described as
4 – Excellent
3 – Very good
☒ 2 – Good
1 – Fair
0 – Poor
4. Fairness of the internal evaluation process by the teachers.
4 – Always fair
3 – Usually fair
2 – Sometimes unfair
☒ 1 – Usually unfair
0 – Unfair

5. How well did the teachers prepare for the classes?

- 4 – Thoroughly
- ☒ 3 – Satisfactorily
- 2 – Poorly
- 1 – Indifferently
- 0 – Won't teach at all

6. The institute takes active interest in promoting internship, student exchange, field visit opportunities for students.

- 4 – Regularly
- 3 – Often
- ☒ 2 – Sometimes
- 1 – Rarely
- 0 – Never

7. The teaching and mentoring process in your institution facilitates you in cognitive, social and emotional growth.

- 4 – Significantly
- 3 – Very well
- 2 – Moderately
- ☒ 1 – Marginally
- 0 – Not at all

8. The institution provides multiple opportunities to learn and grow.

- 4 – Strongly agree
- 3 – Agree
- 2 – Neutral
- 1 – Disagree
- ☒ 0 – Strongly disagree

9. Teachers inform you about your expected competencies, course outcomes and programme outcomes.

- ☒ 4 – Every time
- 3 – Usually
- 2 – Occasionally/Sometimes
- 1 – Rarely
- 0 – Never

10. Was your performance in assignments discussed with you?

- 4 – Every time
- ☒ 3 – Usually
- 2 – Occasionally/Sometimes
- 1 – Rarely
- 0 – Never

11. Your mentor does a necessary follow-up with an assigned task to you.

- 4 – Every time
- 3 – Usually
- ☒ 2 – Occasionally/Sometimes
- 1 – Rarely
- 0 – I don't have a mentor

2. The teachers illustrate the concepts through examples and applications.

- 4 – Every time
- 3 – Usually
- 2 – Occasionally/Sometimes
- 1 – Rarely
- 0 – Never

13. The teachers identify your strengths and encourage you with providing right level of challenges.

- 4 – Fully
- 3 – Reasonably
- 2 – Partially
- 1 – Slightly
- 0 – Unable to

14. Teachers are able to identify your weaknesses and help you to overcome them.

- 4 – Every time
- 3 – Usually
- 2 – Occasionally/Sometimes
- 1 – Rarely
- 0 – Never

15. The institution makes effort to engage students in the monitoring, review and continuous quality improvement of the teaching learning process.

- 4 – Strongly agree
- 3 – Agree
- 2 – Neutral
- 1 – Disagree
- 0 – Strongly disagree

16. The institute/ teachers use student centric methods, such as experiential learning, participative learning and problem solving methodologies for enhancing learning experiences.

- 4 – To a great extent
- 3 – Moderate
- 2 – Some what
- 1 – Very little
- 0 – Not at all

17. Teachers encourage you to participate in extracurricular activities.

- 4 – Strongly agree
- 3 – Agree
- 2 – Neutral
- 1 – Disagree
- 0 – Strongly disagree

18. Efforts are made by the institute/ teachers to inculcate soft skills, life skills and employability skills to make you ready for the world of work.


- 4 - To a great extent
- 3 - Moderate
- 2 - Somewhat
- 1 - Very little
- 0 - Not at all

19. What percentage of teachers use ICT tools such as LCD projector, Multimedia, etc. while teaching.

- 4 - Above 90%
- 3 - 70 - 89%
- 2 - 50 - 69%
- 1 - 30 - 49%
- 0 - Below 29%

20. The overall quality of teaching-learning process in your institute is very good.

- 4 - Strongly agree
- 3 - Agree
- 2 - Neutral
- 1 - Disagree
- 0 - Strongly disagree


Sign of student

5. How well did the teachers prepare for the classes?

- 4 – Thoroughly
- ☒ 3 – Satisfactorily
- 2 – Poorly
- 1 – Indifferently
- 0 – Won't teach at all

6. The institute takes active interest in promoting internship, student exchange, field visit opportunities for students.

- 4 – Regularly
- 3 – Often
- ☒ 2 – Sometimes
- 1 – Rarely
- 0 – Never

7. The teaching and mentoring process in your institution facilitates you in cognitive, social and emotional growth.

- 4 – Significantly
- 3 – Very well
- 2 – Moderately
- ☒ 1 – Marginally
- 0 – Not at all

8. The institution provides multiple opportunities to learn and grow.

- 4 – Strongly agree
- 3 – Agree
- 2 – Neutral
- 1 – Disagree
- ☒ 0 – Strongly disagree

9. Teachers inform you about your expected competencies, course outcomes and programme outcomes.

- ☒ 4 – Every time
- 3 – Usually
- 2 – Occasionally/Sometimes
- 1 – Rarely
- 0 – Never

10. Was your performance in assignments discussed with you?

- 4 – Every time
- ☒ 3 – Usually
- 2 – Occasionally/Sometimes
- 1 – Rarely
- 0 – Never

11. Your mentor does a necessary follow-up with an assigned task to you.

- 4 – Every time
- 3 – Usually
- ☒ 2 – Occasionally/Sometimes
- 1 – Rarely
- 0 – I don't have a mentor

2. The teachers illustrate the concepts through examples and applications.
- 4 – Every time
 - 3 – Usually
 - 2 – Occasionally/Sometimes
 - 1 – Rarely
 - 0 – Never
13. The teachers identify your strengths and encourage you with providing right level of challenges.
- 4 – Fully
 - 3 – Reasonably
 - 2 – Partially
 - 1 – Slightly
 - 0 – Unable to
14. Teachers are able to identify your weaknesses and help you to overcome them.
- 4 – Every time
 - 3 – Usually
 - 2 – Occasionally/Sometimes
 - 1 – Rarely
 - 0 – Never
15. The institution makes effort to engage students in the monitoring, review and continuous quality improvement of the teaching learning process.
- 4 – Strongly agree
 - 3 – Agree
 - 2 – Neutral
 - 1 – Disagree
 - 0 – Strongly disagree
16. The institute/ teachers use student centric methods, such as experiential learning, participative learning and problem solving methodologies for enhancing learning experiences.
- 4 – To a great extent
 - 3 – Moderate
 - 2 – Some what
 - 1 – Very little
 - 0 – Not at all
17. Teachers encourage you to participate in extracurricular activities.
- 4 – Strongly agree
 - 3 – Agree
 - 2 – Neutral
 - 1 – Disagree
 - 0 – Strongly disagree

18. Efforts are made by the institute/ teachers to inculcate soft skills, life skills and employability skills to make you ready for the world of work.

4 – To a great extent

3 – Moderate

2 – Somewhat

1 – Very little

0 – Not at all

19. What percentage of teachers use ICT tools such as LCD projector, Multimedia, etc. while teaching.

4 – Above 90%

3 – 70 – 89%

2 – 50 – 69%

1 – 30 – 49%

0 – Below 29%

20. The overall quality of teaching-learning process in your institute is very good.

4 – Strongly agree

3 – Agree

2 – Neutral

1 – Disagree

0 – Strongly disagree



Sign of student

18. Efforts are made by the institute/ teachers to inculcate soft skills, life skills and employability skills to make you ready for the world of work.

- ☒ 4 – To a great extent
- ☐ 3 – Moderate
- ☐ 2 – Somewhat
- ☐ 1 – Very little
- ☐ 0 – Not at all

19. What percentage of teachers use ICT tools such as LCD projector, Multimedia, etc. while teaching.

- ☐ 4 – Above 90%
- ☒ 3 – 70 – 89%
- ☐ 2 – 50 – 69%
- ☐ 1 – 30 – 49%
- ☐ 0 – Below 29%

20. The overall quality of teaching-learning process in your institute is very good.

- ☐ 4 – Strongly agree
- ☐ 3 – Agree
- ☒ 2 – Neutral
- ☐ 1 – Disagree
- ☐ 0 – Strongly disagree



Sign of student

Rashtramata Indira Gandhi College , Jalna

Academic Year 2019-20

**Criterion II – Teaching–Learning and Evaluation Student Satisfaction Survey on
Teaching Learning Process**

Name of Student : Bagwan Tazim Azim

Class : BSC I

Following are questions for student satisfaction survey regarding teaching learning process.

1. How well were the teachers able to communicate?

- ☒ 4 – Always effective
- ☐ 3 – Sometimes effective
- ☐ 2 – Just satisfactorily
- ☐ 1 – Generally ineffective
- ☐ 0 – Very poor communication

2. How much of the syllabus was covered in the class?

- ☐ 4 – 85 to 100%
- ☒ 3 – 70 to 84%
- ☐ 2 – 55 to 69%
- ☐ 1 – 30 to 54%
- ☐ 0 – Below 30%

3. The teacher's approach to teaching can best be described as

- ☐ 4 – Excellent
- ☐ 3 – Very good
- ☒ 2 – Good
- ☐ 1 – Fair
- ☐ 0 – Poor

4. Fairness of the internal evaluation process by the teachers.

- ☐ 4 – Always fair
- ☐ 3 – Usually fair
- ☐ 2 – Sometimes unfair
- ☒ 1 – Usually unfair
- ☐ 0 – Unfair

5. How well did the teachers prepare for the classes?

- ☒ 4 – Thoroughly
- ☐ 3 – Satisfactorily
- ☐ 2 – Poorly
- ☐ 1 – Indifferently
- ☐ 0 – Won't teach at all

6. The institute takes active interest in promoting internship, student exchange, field visit opportunities for students.

- ☐ 4 – Regularly
- ☒ 3 – Often
- ☐ 2 – Sometimes
- ☐ 1 – Rarely
- ☐ 0 – Never

7. The teaching and mentoring process in your institution facilitates you in cognitive, social and emotional growth.

- ☐ 4 – Significantly
- ☐ 3 – Very well
- ☒ 2 – Moderately
- ☐ 1 – Marginally
- ☐ 0 – Not at all

8. The institution provides multiple opportunities to learn and grow.

- ☐ 4 – Strongly agree
- ☐ 3 – Agree
- ☐ 2 – Neutral
- ☒ 1 – Disagree
- ☐ 0 – Strongly disagree

9. Teachers inform you about your expected competencies, course outcomes and programme outcomes.

- ☐ 4 – Every time
- ☐ 3 – Usually
- ☐ 2 – Occasionally/Sometimes
- ☐ 1 – Rarely
- ☒ 0 – Never

10. Was your performance in assignments discussed with you?

- ☒ 4 – Every time
- ☐ 3 – Usually
- ☐ 2 – Occasionally/Sometimes
- ☐ 1 – Rarely
- ☐ 0 – Never

11. Your mentor does a necessary follow-up with an assigned task to you.

- ☐ 4 – Every time
- ☒ 3 – Usually
- ☐ 2 – Occasionally/Sometimes
- ☐ 1 – Rarely
- ☐ 0 – I don't have a mentor

.. The teachers illustrate the concepts through examples and applications.

- ☒ 4 – Every time
- 3 – Usually
- 2 – Occasionally/Sometimes
- 1 – Rarely
- 0 – Never

13. The teachers identify your strengths and encourage you with providing right level of challenges.

- 4 – Fully
- ☒ 3 – Reasonably
- 2 – Partially
- 1 – Slightly
- 0 – Unable to

14. Teachers are able to identify your weaknesses and help you to overcome them.

- 4 – Every time
- 3 – Usually
- ☒ 2 – Occasionally/Sometimes
- 1 – Rarely
- 0 – Never

15. The institution makes effort to engage students in the monitoring, review and continuous quality improvement of the teaching learning process.

- 4 – Strongly agree
- 3 – Agree
- 2 – Neutral
- ☒ 1 – Disagree
- 0 – Strongly disagree

16. The institute/ teachers use student centric methods, such as experiential learning, participative learning and problem solving methodologies for enhancing learning experiences.

- 4 – To a great extent
- 3 – Moderate
- 2 – Some what
- 1 – Very little
- ☒ 0 – Not at all

17. Teachers encourage you to participate in extracurricular activities.

- ☒ 4 – Strongly agree
- 3 – Agree
- 2 – Neutral
- 1 – Disagree
- 0 – Strongly disagree

18. Efforts are made by the institute/ teachers to inculcate soft skills, life skills and employability skills to make you ready for the world of work.

- ☒ 4 – To a great extent
- ☐ 3 – Moderate
- ☐ 2 – Somewhat
- ☐ 1 – Very little
- ☐ 0 – Not at all

19. What percentage of teachers use ICT tools such as LCD projector, Multimedia, etc. while teaching.

- ☐ 4 – Above 90%
- ☒ 3 – 70 – 89%
- ☐ 2 – 50 – 69%
- ☐ 1 – 30 – 49%
- ☐ 0 – Below 29%

20. The overall quality of teaching-learning process in your institute is very good.

- ☐ 4 – Strongly agree
- ☐ 3 – Agree
- ☒ 2 – Neutral
- ☐ 1 – Disagree
- ☐ 0 – Strongly disagree

Bhagwan

Sign of student

Rashtramata Indira Gandhi College , Jalna

Academic Year 2019-20

**Criterion II – Teaching–Learning and Evaluation Student Satisfaction Survey on
Teaching Learning Process**

Name of Student : Gule Izam Shaikh Feroz

Class : BSC . I

Following are questions for student satisfaction survey regarding teaching learning process.

1. How well were the teachers able to communicate?
☒ 4 – Always effective
3 – Sometimes effective
2 – Just satisfactorily
1 – Generally ineffective
0 – Very poor communication
2. How much of the syllabus was covered in the class?
4 – 85 to 100%
☒ 3 – 70 to 84%
2 – 55 to 69%
1 – 30 to 54%
0 – Below 30%
3. The teacher's approach to teaching can best be described as
4 – Excellent
☒ 3 – Very good
2 – Good
1 – Fair
0 – Poor
4. Fairness of the internal evaluation process by the teachers.
4 – Always fair
3 – Usually fair
☒ 2 – Sometimes unfair
1 – Usually unfair
0 – Unfair

5. How well did the teachers prepare for the classes?

- ☒ 4 - Thoroughly
- ☐ 3 - Satisfactorily
- ☐ 2 - Poorly
- ☐ 1 - Indifferently
- ☐ 0 - Won't teach at all

6. The institute takes active interest in promoting internship, student exchange, field visit opportunities for students.

- ☐ 4 - Regularly
- ☒ 3 - Often
- ☐ 2 - Sometimes
- ☐ 1 - Rarely
- ☐ 0 - Never

7. The teaching and mentoring process in your institution facilitates you in cognitive, social and emotional growth.

- ☐ 4 - Significantly
- ☐ 3 - Very well
- ☒ 2 - Moderately
- ☐ 1 - Marginally
- ☐ 0 - Not at all

8. The institution provides multiple opportunities to learn and grow.

- ☐ 4 - Strongly agree
- ☐ 3 - Agree
- ☐ 2 - Neutral
- ☒ 1 - Disagree
- ☐ 0 - Strongly disagree

9. Teachers inform you about your expected competencies, course outcomes and programme outcomes.

- ☐ 4 - Every time
- ☐ 3 - Usually
- ☐ 2 - Occasionally/Sometimes
- ☐ 1 - Rarely
- ☒ 0 - Never

10. Was your performance in assignments discussed with you?

- ☒ 4 - Every time
- ☐ 3 - Usually
- ☐ 2 - Occasionally/Sometimes
- ☐ 1 - Rarely
- ☐ 0 - Never

11. Your mentor does a necessary follow-up with an assigned task to you.

- ☐ 4 - Every time
- ☒ 3 - Usually
- ☐ 2 - Occasionally/Sometimes
- ☐ 1 - Rarely
- ☐ 0 - I don't have a mentor

12. The teachers illustrate the concepts through examples and applications.

- ☒ 4 – Every time
- ☐ 3 – Usually
- ☐ 2 – Occasionally/Sometimes
- ☐ 1 – Rarely
- ☐ 0 – Never

13. The teachers identify your strengths and encourage you with providing right level of challenges.

- ☐ 4 – Fully
- ☐ 3 – Reasonably
- ☒ 2 – Partially
- ☐ 1 – Slightly
- ☐ 0 – Unable to

14. Teachers are able to identify your weaknesses and help you to overcome them.

- ☐ 4 – Every time
- ☐ 3 – Usually
- ☐ 2 – Occasionally/Sometimes
- ☒ 1 – Rarely
- ☐ 0 – Never

15. The institution makes effort to engage students in the monitoring, review and continuous quality improvement of the teaching learning process.

- ☐ 4 – Strongly agree
- ☐ 3 – Agree
- ☐ 2 – Neutral
- ☐ 1 – Disagree
- ☒ 0 – Strongly disagree

16. The institute/ teachers use student centric methods, such as experiential learning, participative learning and problem solving methodologies for enhancing learning experiences.

- ☒ 4 – To a great extent
- ☐ 3 – Moderate
- ☐ 2 – Some what
- ☐ 1 – Very little
- ☐ 0 – Not at all

17. Teachers encourage you to participate in extracurricular activities.

- ☐ 4 – Strongly agree
- ☐ 3 – Agree
- ☒ 2 – Neutral
- ☐ 1 – Disagree
- ☐ 0 – Strongly disagree

18. Efforts are made by the institute/ teachers to inculcate soft skills, life skills and employability skills to make you ready for the world of work.

4 ☒ To a great extent

3 ☐ Moderate

2 ☐ Somewhat

1 ☐ Very little

0 ☐ Not at all

19. What percentage of teachers use ICT tools such as LCD projector, Multimedia, etc. while teaching.

4 ☐ Above 90%

3 ☒ 70 – 89%

2 ☐ 50 – 69%

1 ☐ 30 – 49%

0 ☐ Below 29%

20. The overall quality of teaching-learning process in your institute is very good.

4 ☐ Strongly agree

3 ☐ Agree

2 ☒ Neutral

1 ☐ Disagree

0 ☐ Strongly disagree

Orula

Sign of student

Rashtramata Indira Gandhi College , Jalna

Academic Year 2019-20

**Criterion II – Teaching–Learning and Evaluation Student Satisfaction Survey on
Teaching Learning Process**

Name of Student : Momin Mahejabeen Parveen

Class : Bse - I

Following are questions for student satisfaction survey regarding teaching learning process.

1. How well were the teachers able to communicate?
☒ 4 – Always effective
3 – Sometimes effective
2 – Just satisfactorily
1 – Generally ineffective
0 – Very poor communication
2. How much of the syllabus was covered in the class?
4 – 85 to 100%
☒ 3 – 70 to 84%
2 – 55 to 69%
1 – 30 to 54%
0 – Below 30%
3. The teacher's approach to teaching can best be described as
4 – Excellent
3 – Very good
2 – Good
☒ 1 – Fair
0 – Poor
4. Fairness of the internal evaluation process by the teachers.
4 – Always fair
3 – Usually fair
☒ 2 – Sometimes unfair
1 – Usually unfair
0 – Unfair

5. How well did the teachers prepare for the classes?

- 4 – Thoroughly
- 3 – Satisfactorily
- 2 – Poorly
- 1 – Indifferently
- 0 – Won't teach at all

6. The institute takes active interest in promoting internship, student exchange, field visit opportunities for students.

- 4 – Regularly
- 3 – Often
- 2 – Sometimes
- 1 – Rarely
- 0 – Never

7. The teaching and mentoring process in your institution facilitates you in cognitive, social and emotional growth.

- 4 – Significantly
- 3 – Very well
- 2 – Moderately
- 1 – Marginally
- 0 – Not at all

8. The institution provides multiple opportunities to learn and grow.

- 4 – Strongly agree
- 3 – Agree
- 2 – Neutral
- 1 – Disagree
- 0 – Strongly disagree

9. Teachers inform you about your expected competencies, course outcomes and programme outcomes.

- 4 – Every time
- 3 – Usually
- 2 – Occasionally/Sometimes
- 1 – Rarely
- 0 – Never

10. Was your performance in assignments discussed with you?

- 4 – Every time
- 3 – Usually
- 2 – Occasionally/Sometimes
- 1 – Rarely
- 0 – Never

11. Your mentor does a necessary follow-up with an assigned task to you.

- 4 – Every time
- 3 – Usually
- 2 – Occasionally/Sometimes
- 1 – Rarely
- 0 – I don't have a mentor

. The teachers illustrate the concepts through examples and applications.

- ☒ 4 – Every time
- ☐ 3 – Usually
- ☐ 2 – Occasionally/Sometimes
- ☐ 1 – Rarely
- ☐ 0 – Never

13. The teachers identify your strengths and encourage you with providing right level of challenges.

- ☐ 4 – Fully
- ☒ 3 – Reasonably
- ☐ 2 – Partially
- ☐ 1 – Slightly
- ☐ 0 – Unable to

14. Teachers are able to identify your weaknesses and help you to overcome them.

- ☐ 4 – Every time
- ☐ 3 – Usually
- ☒ 2 – Occasionally/Sometimes
- ☐ 1 – Rarely
- ☐ 0 – Never

15. The institution makes effort to engage students in the monitoring, review and continuous quality improvement of the teaching learning process.

- ☐ 4 – Strongly agree
- ☐ 3 – Agree
- ☐ 2 – Neutral
- ☒ 1 – Disagree
- ☐ 0 – Strongly disagree

16. The institute/ teachers use student centric methods, such as experiential learning, participative learning and problem solving methodologies for enhancing learning experiences.

- ☐ 4 – To a great extent
- ☐ 3 – Moderate
- ☐ 2 – Some what
- ☒ 1 – Very little
- ☐ 0 – Not at all

17. Teachers encourage you to participate in extracurricular activities.

- ☒ 4 – Strongly agree
- ☐ 3 – Agree
- ☐ 2 – Neutral
- ☐ 1 – Disagree
- ☐ 0 – Strongly disagree

18. Efforts are made by the institute/ teachers to inculcate soft skills, life skills and employability skills to make you ready for the world of work.


- ☒ 4 – To a great extent
- ☐ 3 – Moderate
- ☐ 2 – Somewhat
- ☐ 1 – Very little
- ☐ 0 – Not at all

19. What percentage of teachers use ICT tools such as LCD projector, Multimedia, etc. while teaching.

- ☐ 4 – Above 90%
- ☒ 3 – 70 – 89%
- ☐ 2 – 50 – 69%
- ☐ 1 – 30 – 49%
- ☐ 0 – Below 29%

20. The overall quality of teaching-learning process in your institute is very good.

- ☐ 4 – Strongly agree
- ☐ 3 – Agree
- ☐ 2 – Neutral
- ☒ 1 – Disagree
- ☐ 0 – Strongly disagree


Sign of student

**Criterion II – Teaching–Learning and Evaluation Student Satisfaction Survey on
Teaching Learning Process**

Name of Student : Rathod Amol Devdas

Class : BSe. I

Following are questions for student satisfaction survey regarding teaching learning process.

1. How well were the teachers able to communicate?
☒ 4 – Always effective
3 – Sometimes effective
2 – Just satisfactorily
1 – Generally ineffective
0 – Very poor communication
2. How much of the syllabus was covered in the class?
4 – 85 to 100%
☒ 3 – 70 to 84%
2 – 55 to 69%
1 – 30 to 54%
0 – Below 30%
3. The teacher's approach to teaching can best be described as
4 – Excellent
3 – Very good
☒ 2 – Good
1 – Fair
0 – Poor
4. Fairness of the internal evaluation process by the teachers.
☒ 4 – Always fair
3 – Usually fair
2 – Sometimes unfair
1 – Usually unfair
0 – Unfair

5. How well did the teachers prepare for the classes?

- ☒ 4 – Thoroughly
- ☐ 3 – Satisfactorily
- ☐ 2 – Poorly
- ☐ 1 – Indifferently
- ☐ 0 – Won't teach at all

6. The institute takes active interest in promoting internship, student exchange, field visit opportunities for students.

- ☐ 4 – Regularly
- ☒ 3 – Often
- ☐ 2 – Sometimes
- ☐ 1 – Rarely
- ☐ 0 – Never

7. The teaching and mentoring process in your institution facilitates you in cognitive, social and emotional growth.

- ☐ 4 – Significantly
- ☐ 3 – Very well
- ☒ 2 – Moderately
- ☐ 1 – Marginally
- ☐ 0 – Not at all

8. The institution provides multiple opportunities to learn and grow.

- ☐ 4 – Strongly agree
- ☐ 3 – Agree
- ☐ 2 – Neutral
- ☒ 1 – Disagree
- ☐ 0 – Strongly disagree

9. Teachers inform you about your expected competencies, course outcomes and programme outcomes.

- ☐ 4 – Every time
- ☐ 3 – Usually
- ☐ 2 – Occasionally/Sometimes
- ☐ 1 – Rarely
- ☒ 0 – Never

10. Was your performance in assignments discussed with you?

- ☒ 4 – Every time
- ☐ 3 – Usually
- ☐ 2 – Occasionally/Sometimes
- ☐ 1 – Rarely
- ☐ 0 – Never

11. Your mentor does a necessary follow-up with an assigned task to you.

- ☐ 4 – Every time
- ☒ 3 – Usually
- ☐ 2 – Occasionally/Sometimes
- ☐ 1 – Rarely
- ☐ 0 – I don't have a mentor

12. The teachers illustrate the concepts through examples and applications.

- 4 – Every time
- 3 – Usually
- 2 – Occasionally/Sometimes
- 1 – Rarely
- 0 – Never

13. The teachers identify your strengths and encourage you with providing right level of challenges.

- 4 – Fully
- 3 – Reasonably
- 2 – Partially
- 1 – Slightly
- 0 – Unable to

14. Teachers are able to identify your weaknesses and help you to overcome them.

- 4 – Every time
- 3 – Usually
- 2 – Occasionally/Sometimes
- 1 – Rarely
- 0 – Never

15. The institution makes effort to engage students in the monitoring, review and continuous quality improvement of the teaching learning process.

- 4 – Strongly agree
- 3 – Agree
- 2 – Neutral
- 1 – Disagree
- 0 – Strongly disagree

16. The institute/ teachers use student centric methods, such as experiential learning, participative learning and problem solving methodologies for enhancing learning experiences.

- 4 – To a great extent
- 3 – Moderate
- 2 – Some what
- 1 – Very little
- 0 – Not at all

17. Teachers encourage you to participate in extracurricular activities.

- 4 – Strongly agree
- 3 – Agree
- 2 – Neutral
- 1 – Disagree
- 0 – Strongly disagree

18. Efforts are made by the institute/ teachers to inculcate soft skills, life skills and employability skills to make you ready for the world of work.

- ~~4~~ – To a great extent
- 3 – Moderate
- 2 – Somewhat
- 1 – Very little
- 0 – Not at all

19. What percentage of teachers use ICT tools such as LCD projector, Multimedia, etc. while teaching.

- 4 – Above 90%
- ~~3~~ – 70 – 89%
- 2 – 50 – 69%
- 1 – 30 – 49%
- 0 – Below 29%

20. The overall quality of teaching-learning process in your institute is very good.

- 4 – Strongly agree
- 3 – Agree
- ~~2~~ – Neutral
- 1 – Disagree
- 0 – Strongly disagree

Rathod

Sign of student

**Criterion II – Teaching–Learning and Evaluation Student Satisfaction Survey on
Teaching Learning Process**

Name of Student : Bhosale bipali gunaji

Class : BSC . II

Following are questions for student satisfaction survey regarding teaching learning process.

1. How well were the teachers able to communicate?
☒ 4 – Always effective
☐ 3 – Sometimes effective
☐ 2 – Just satisfactorily
☐ 1 – Generally ineffective
☐ 0 – Very poor communication
2. How much of the syllabus was covered in the class?
☐ 4 – 85 to 100%
☒ 3 – 70 to 84%
☐ 2 – 55 to 69%
☐ 1 – 30 to 54%
☐ 0 – Below 30%
3. The teacher's approach to teaching can best be described as
☐ 4 – Excellent
☐ 3 – Very good
☒ 2 – Good
☐ 1 – Fair
☐ 0 – Poor
4. Fairness of the internal evaluation process by the teachers.
☐ 4 – Always fair
☐ 3 – Usually fair
☐ 2 – Sometimes unfair
☒ 1 – Usually unfair
☐ 0 – Unfair

5. How well did the teachers prepare for the classes?

- ~~4~~ – Thoroughly
- 3 – Satisfactorily
- 2 – Poorly
- 1 – Indifferently
- 0 – Won't teach at all

6. The institute takes active interest in promoting internship, student exchange, field visit opportunities for students.

- 4 – Regularly
- ~~3~~ – Often
- 2 – Sometimes
- 1 – Rarely
- 0 – Never

7. The teaching and mentoring process in your institution facilitates you in cognitive, social and emotional growth.

- 4 – Significantly
- 3 – Very well
- ~~2~~ – Moderately
- 1 – Marginally
- 0 – Not at all

8. The institution provides multiple opportunities to learn and grow.

- 4 – Strongly agree
- 3 – Agree
- 2 – Neutral
- ~~1~~ – Disagree
- ~~0~~ – Strongly disagree

9. Teachers inform you about your expected competencies, course outcomes and programme outcomes.

- 4 – Every time
- 3 – Usually
- 2 – Occasionally/Sometimes
- 1 – Rarely
- ~~0~~ – Never

10. Was your performance in assignments discussed with you?

- ~~4~~ – Every time
- 3 – Usually
- 2 – Occasionally/Sometimes
- 1 – Rarely
- 0 – Never

11. Your mentor does a necessary follow-up with an assigned task to you.

- 4 – Every time
- 3 – Usually
- 2 – Occasionally/Sometimes
- 1 – Rarely
- 0 – I don't have a mentor

2. The teachers illustrate the concepts through examples and applications.
- ☒ 4 – Every time
 - ☐ 3 – Usually
 - ☐ 2 – Occasionally/Sometimes
 - ☐ 1 – Rarely
 - ☐ 0 – Never
13. The teachers identify your strengths and encourage you with providing right level of challenges.
- ☐ 4 – Fully
 - ☒ 3 – Reasonably
 - ☐ 2 – Partially
 - ☐ 1 – Slightly
 - ☐ 0 – Unable to
14. Teachers are able to identify your weaknesses and help you to overcome them.
- ☐ 4 – Every time
 - ☐ 3 – Usually
 - ☒ 2 – Occasionally/Sometimes
 - ☐ 1 – Rarely
 - ☐ 0 – Never
15. The institution makes effort to engage students in the monitoring, review and continuous quality improvement of the teaching learning process.
- ☐ 4 – Strongly agree
 - ☐ 3 – Agree
 - ☐ 2 – Neutral
 - ☒ 1 – Disagree
 - ☐ 0 – Strongly disagree
16. The institute/ teachers use student centric methods, such as experiential learning, participative learning and problem solving methodologies for enhancing learning experiences.
- ☐ 4 – To a great extent
 - ☐ 3 – Moderate
 - ☐ 2 – Some what
 - ☐ 1 – Very little
 - ☒ 0 – Not at all
17. Teachers encourage you to participate in extracurricular activities.
- ☒ 4 – Strongly agree
 - ☐ 3 – Agree
 - ☐ 2 – Neutral
 - ☐ 1 – Disagree
 - ☐ 0 – Strongly disagree

18. Efforts are made by the institute/ teachers to inculcate soft skills, life skills and employability skills to make you ready for the world of work.

4 – To a great extent

3 – Moderate

✓ 2 – Somewhat

1 – Very little

0 – Not at all

19. What percentage of teachers use ICT tools such as LCD projector, Multimedia, etc. while teaching.

4 – Above 90%

3 – 70 – 89%

✓ 2 – 50 – 69%

1 – 30 – 49%

0 – Below 29%

20. The overall quality of teaching-learning process in your institute is very good.


4 – Strongly agree

3 – Agree

2 – Neutral

✓ 1 – Disagree

0 – Strongly disagree


Sign of student

Rashtramata Indira Gandhi College , Jalna

Academic Year 2019-20

**Criterion II – Teaching–Learning and Evaluation Student Satisfaction Survey on
Teaching Learning Process**

Name of Student : Chavan Nirajan Manik

Class : BSc - II

Following are questions for student satisfaction survey regarding teaching learning process.

1. How well were the teachers able to communicate?

- ☒ 4 – Always effective
- ☐ 3 – Sometimes effective
- ☐ 2 – Just satisfactorily
- ☐ 1 – Generally ineffective
- ☐ 0 – Very poor communication

2. How much of the syllabus was covered in the class?

- ☐ 4 – 85 to 100%
- ☒ 3 – 70 to 84%
- ☐ 2 – 55 to 69%
- ☐ 1 – 30 to 54%
- ☐ 0 – Below 30%

3. The teacher's approach to teaching can best be described as

- ☐ 4 – Excellent
- ☒ 3 – Very good
- ☐ 2 – Good
- ☐ 1 – Fair
- ☐ 0 – Poor

4. Fairness of the internal evaluation process by the teachers.

- ☐ 4 – Always fair
- ☐ 3 – Usually fair
- ☐ 2 – Sometimes unfair
- ☒ 1 – Usually unfair
- ☐ 0 – Unfair

5. How well did the teachers prepare for the classes?

- ☒ 4 - Thoroughly
- ☐ 3 - Satisfactorily
- ☐ 2 - Poorly
- ☐ 1 - Indifferently
- ☐ 0 - Won't teach at all

6. The institute takes active interest in promoting internship, student exchange, field visit opportunities for students.

- ☐ 4 - Regularly
- ☒ 3 - Often
- ☐ 2 - Sometimes
- ☐ 1 - Rarely
- ☐ 0 - Never

7. The teaching and mentoring process in your institution facilitates you in cognitive, social and emotional growth.

- ☐ 4 - Significantly
- ☐ 3 - Very well
- ☒ 2 - Moderately
- ☐ 1 - Marginally
- ☐ 0 - Not at all

8. The institution provides multiple opportunities to learn and grow.

- ☐ 4 - Strongly agree
- ☐ 3 - Agree
- ☐ 2 - Neutral
- ☒ 1 - Disagree
- ☐ 0 - Strongly disagree

9. Teachers inform you about your expected competencies, course outcomes and programme outcomes.

- ☐ 4 - Every time
- ☐ 3 - Usually
- ☐ 2 - Occasionally/Sometimes
- ☐ 1 - Rarely
- ☒ 0 - Never

10. Was your performance in assignments discussed with you?

- ☒ 4 - Every time
- ☐ 3 - Usually
- ☐ 2 - Occasionally/Sometimes
- ☐ 1 - Rarely
- ☐ 0 - Never

11. Your mentor does a necessary follow-up with an assigned task to you.

- ☒ 4 - Every time
- ☐ 3 - Usually
- ☐ 2 - Occasionally/Sometimes
- ☐ 1 - Rarely
- ☐ 0 - I don't have a mentor

12. The teachers illustrate the concepts through examples and applications.

- ☒ 4 – Every time
- ☐ 3 – Usually
- ☐ 2 – Occasionally/Sometimes
- ☐ 1 – Rarely
- ☐ 0 – Never

13. The teachers identify your strengths and encourage you with providing right level of challenges.

- ☐ 4 – Fully
- ☐ 3 – Reasonably
- ☐ 2 – Partially
- ☒ 1 – Slightly
- ☐ 0 – Unable to

14. Teachers are able to identify your weaknesses and help you to overcome them.

- ☐ 4 – Every time
- ☐ 3 – Usually
- ☐ 2 – Occasionally/Sometimes
- ☒ 1 – Rarely
- ☐ 0 – Never

15. The institution makes effort to engage students in the monitoring, review and continuous quality improvement of the teaching learning process.

- ☐ 4 – Strongly agree
- ☐ 3 – Agree
- ☐ 2 – Neutral
- ☐ 1 – Disagree
- ☒ 0 – Strongly disagree

16. The institute/ teachers use student centric methods, such as experiential learning, participative learning and problem solving methodologies for enhancing learning experiences.

- ☒ 4 – To a great extent
- ☐ 3 – Moderate
- ☐ 2 – Some what
- ☐ 1 – Very little
- ☐ 0 – Not at all

17. Teachers encourage you to participate in extracurricular activities.

- ☒ 4 – Strongly agree
- ☐ 3 – Agree
- ☐ 2 – Neutral
- ☐ 1 – Disagree
- ☐ 0 – Strongly disagree

18. Efforts are made by the institute/ teachers to inculcate soft skills, life skills and employability skills to make you ready for the world of work.

4 – To a great extent

3 – Moderate

2 – Somewhat

1 – Very little

0 – Not at all

19. What percentage of teachers use ICT tools such as LCD projector, Multimedia, etc. while teaching.

4 – Above 90%

3 – 70 – 89%

2 – 50 – 69%

1 – 30 – 49%

0 – Below 29%

20. The overall quality of teaching-learning process in your institute is very good.

4 – Strongly agree

3 – Agree

2 – Neutral

1 – Disagree

0 – Strongly disagree



Sign of student

Rashtramata Indira Gandhi College , Jalna

Academic Year 2019-20

**Criterion II – Teaching–Learning and Evaluation Student Satisfaction Survey on
Teaching Learning Process**

Name of Student : Puwa Archana ABASHEB.

Class : BSC . II

Following are questions for student satisfaction survey regarding teaching learning process.

1. How well were the teachers able to communicate?
4 – Always effective
☒ 3 – Sometimes effective
2 – Just satisfactorily
1 – Generally ineffective
0 – Very poor communication
2. How much of the syllabus was covered in the class?
4 – 85 to 100%
☒ 3 – 70 to 84%
2 – 55 to 69%
1 – 30 to 54%
0 – Below 30%
3. The teacher's approach to teaching can best be described as
4 – Excellent
3 – Very good
☒ 2 – Good
1 – Fair
0 – Poor
4. Fairness of the internal evaluation process by the teachers.
4 – Always fair
3 – Usually fair
2 – Sometimes unfair
☒ 1 – Usually unfair
0 – Unfair

5. How well did the teachers prepare for the classes?

- ☒ 4 – Thoroughly
- ☐ 3 – Satisfactorily
- ☐ 2 – Poorly
- ☐ 1 – Indifferently
- ☐ 0 – Won't teach at all

6. The institute takes active interest in promoting internship, student exchange, field visit opportunities for students.

- ☐ 4 – Regularly
- ☒ 3 – Often
- ☐ 2 – Sometimes
- ☐ 1 – Rarely
- ☐ 0 – Never

7. The teaching and mentoring process in your institution facilitates you in cognitive, social and emotional growth.

- ☐ 4 – Significantly
- ☐ 3 – Very well
- ☒ 2 – Moderately
- ☐ 1 – Marginally
- ☐ 0 – Not at all

8. The institution provides multiple opportunities to learn and grow.

- ☐ 4 – Strongly agree
- ☐ 3 – Agree
- ☐ 2 – Neutral
- ☒ 1 – Disagree
- ☐ 0 – Strongly disagree

9. Teachers inform you about your expected competencies, course outcomes and programme outcomes.

- ☐ 4 – Every time
- ☐ 3 – Usually
- ☐ 2 – Occasionally/Sometimes
- ☒ 1 – Rarely
- ☐ 0 – Never

10. Was your performance in assignments discussed with you?

- ☐ 4 – Every time
- ☐ 3 – Usually
- ☒ 2 – Occasionally/Sometimes
- ☐ 1 – Rarely
- ☐ 0 – Never

11. Your mentor does a necessary follow-up with an assigned task to you.

- ☒ 4 – Every time
- ☐ 3 – Usually
- ☐ 2 – Occasionally/Sometimes
- ☐ 1 – Rarely
- ☐ 0 – I don't have a mentor

12. The teachers illustrate the concepts through examples and applications.
- ☒ 4 – Every time
 - ☐ 3 – Usually
 - ☐ 2 – Occasionally/Sometimes
 - ☐ 1 – Rarely
 - ☐ 0 – Never
13. The teachers identify your strengths and encourage you with providing right level of challenges.
- ☐ 4 – Fully
 - ☐ 3 – Reasonably
 - ☒ 2 – Partially
 - ☐ 1 – Slightly
 - ☐ 0 – Unable to
14. Teachers are able to identify your weaknesses and help you to overcome them.
- ☐ 4 – Every time
 - ☐ 3 – Usually
 - ☐ 2 – Occasionally/Sometimes
 - ☒ 1 – Rarely
 - ☐ 0 – Never
15. The institution makes effort to engage students in the monitoring, review and continuous quality improvement of the teaching learning process.
- ☐ 4 – Strongly agree
 - ☐ 3 – Agree
 - ☐ 2 – Neutral
 - ☐ 1 – Disagree
 - ☒ 0 – Strongly disagree
16. The institute/ teachers use student centric methods, such as experiential learning, participative learning and problem solving methodologies for enhancing learning experiences.
- ☒ 4 – To a great extent
 - ☐ 3 – Moderate
 - ☐ 2 – Some what
 - ☐ 1 – Very little
 - ☐ 0 – Not at all
17. Teachers encourage you to participate in extracurricular activities.
- ☐ 4 – Strongly agree
 - ☒ 3 – Agree
 - ☐ 2 – Neutral
 - ☐ 1 – Disagree
 - ☐ 0 – Strongly disagree

18. Efforts are made by the institute/ teachers to inculcate soft skills, life skills and employability skills to make you ready for the world of work.


- 4 - ~~To a great extent~~
- 3 - Moderate
- 2 - Somewhat
- 1 - Very little
- 0 - Not at all

19. What percentage of teachers use ICT tools such as LCD projector, Multimedia, etc. while teaching.

- 4 - Above 90%
- 3 - ~~70 - 89%~~
- 2 - 50 - 69%
- 1 - 30 - 49%
- 0 - Below 29%

20. The overall quality of teaching-learning process in your institute is very good.

- 4 - Strongly agree
- 3 - Agree
- 2 - ~~Neutral~~
- 1 - Disagree
- 0 - Strongly disagree


Sign of student

Rashtramata Indira Gandhi College , Jalna

Academic Year 2019-20

**Criterion II – Teaching–Learning and Evaluation Student Satisfaction Survey on
Teaching Learning Process**

Name of Student : UGALE NILESH RAM

Class : BSc -II

Following are questions for student satisfaction survey regarding teaching learning process.

1. How well were the teachers able to communicate?
☒ 4 – Always effective
☐ 3 – Sometimes effective
☐ 2 – Just satisfactorily
☐ 1 – Generally ineffective
☐ 0 – Very poor communication
2. How much of the syllabus was covered in the class?
☐ 4 – 85 to 100%
☒ 3 – 70 to 84%
☐ 2 – 55 to 69%
☐ 1 – 30 to 54%
☐ 0 – Below 30%
3. The teacher's approach to teaching can best be described as
☐ 4 – Excellent
☐ 3 – Very good
☒ 2 – Good
☐ 1 – Fair
☐ 0 – Poor
4. Fairness of the internal evaluation process by the teachers.
☐ 4 – Always fair
☐ 3 – Usually fair
☐ 2 – Sometimes unfair
☒ 1 – Usually unfair
☐ 0 – Unfair

5. How well did the teachers prepare for the classes?

- ☒ 4 – Thoroughly
- ☐ 3 – Satisfactorily
- ☐ 2 – Poorly
- ☐ 1 – Indifferently
- ☐ 0 – Won't teach at all

6. The institute takes active interest in promoting internship, student exchange, field visit opportunities for students.

- ☐ 4 – Regularly
- ☒ 3 – Often
- ☐ 2 – Sometimes
- ☐ 1 – Rarely
- ☐ 0 – Never

7. The teaching and mentoring process in your institution facilitates you in cognitive, social and emotional growth.

- ☐ 4 – Significantly
- ☐ 3 – Very well
- ☒ 2 – Moderately
- ☐ 1 – Marginally
- ☐ 0 – Not at all

8. The institution provides multiple opportunities to learn and grow.

- ☐ 4 – Strongly agree
- ☐ 3 – Agree
- ☐ 2 – Neutral
- ☒ 1 – Disagree
- ☐ 0 – Strongly disagree

9. Teachers inform you about your expected competencies, course outcomes and programme outcomes.

- ☐ 4 – Every time
- ☐ 3 – Usually
- ☐ 2 – Occasionally/Sometimes
- ☐ 1 – Rarely
- ☒ 0 – Never

10. Was your performance in assignments discussed with you?

- ☒ 4 – Every time
- ☐ 3 – Usually
- ☐ 2 – Occasionally/Sometimes
- ☐ 1 – Rarely
- ☐ 0 – Never

11. Your mentor does a necessary follow-up with an assigned task to you.

- ☒ 4 – Every time
- ☐ 3 – Usually
- ☐ 2 – Occasionally/Sometimes
- ☐ 1 – Rarely
- ☐ 0 – I don't have a mentor

12. The teachers illustrate the concepts through examples and applications.
- 4 – Every time
 - 3 – Usually
 - 2 – Occasionally/Sometimes
 - 1 – Rarely
 - 0 – Never
13. The teachers identify your strengths and encourage you with providing right level of challenges.
- 4 – Fully
 - 3 – Reasonably
 - 2 – Partially
 - 1 – Slightly
 - 0 – Unable to
14. Teachers are able to identify your weaknesses and help you to overcome them.
- 4 – Every time
 - 3 – Usually
 - 2 – Occasionally/Sometimes
 - 1 – Rarely
 - 0 – Never
15. The institution makes effort to engage students in the monitoring, review and continuous quality improvement of the teaching learning process.
- 4 – Strongly agree
 - 3 – Agree
 - 2 – Neutral
 - 1 – Disagree
 - 0 – Strongly disagree
16. The institute/ teachers use student centric methods, such as experiential learning, participative learning and problem solving methodologies for enhancing learning experiences.
- 4 – To a great extent
 - 3 – Moderate
 - 2 – Some what
 - 1 – Very little
 - 0 – Not at all
17. Teachers encourage you to participate in extracurricular activities.
- 4 – Strongly agree
 - 3 – Agree
 - 2 – Neutral
 - 1 – Disagree
 - 0 – Strongly disagree

18. Efforts are made by the institute/ teachers to inculcate soft skills, life skills and employability skills to make you ready for the world of work.

- 4 – To a great extent
- ☒ 3 – Moderate
- 2 – Somewhat
- 1 – Very little
- 0 – Not at all

19. What percentage of teachers use ICT tools such as LCD projector, Multimedia, etc. while teaching.

- 4 – Above 90%
- ☒ 3 – 70 – 89%
- 2 – 50 – 69%
- 1 – 30 – 49%
- 0 – Below 29%

20. The overall quality of teaching-learning process in your institute is very good.

- 4 – Strongly agree
- 3 – Agree
- ☒ 2 – Neutral
- 1 – Disagree
- 0 – Strongly disagree

ugale
Sign of student

5. How well did the teachers prepare for the classes?

- ☒ 4 – Thoroughly
- ☐ 3 – Satisfactorily
- ☐ 2 – Poorly
- ☐ 1 – Indifferently
- ☐ 0 – Won't teach at all

6. The institute takes active interest in promoting internship, student exchange, field visit opportunities for students.

- ☐ 4 – Regularly
- ☒ 3 – Often
- ☐ 2 – Sometimes
- ☐ 1 – Rarely
- ☐ 0 – Never

7. The teaching and mentoring process in your institution facilitates you in cognitive, social and emotional growth.

- ☐ 4 – Significantly
- ☐ 3 – Very well
- ☒ 2 – Moderately
- ☐ 1 – Marginally
- ☐ 0 – Not at all

8. The institution provides multiple opportunities to learn and grow.

- ☐ 4 – Strongly agree
- ☐ 3 – Agree
- ☐ 2 – Neutral
- ☒ 1 – Disagree
- ☐ 0 – Strongly disagree

9. Teachers inform you about your expected competencies, course outcomes and programme outcomes.

- ☐ 4 – Every time
- ☐ 3 – Usually
- ☐ 2 – Occasionally/Sometimes
- ☐ 1 – Rarely
- ☒ 0 – Never

10. Was your performance in assignments discussed with you?

- ☒ 4 – Every time
- ☐ 3 – Usually
- ☐ 2 – Occasionally/Sometimes
- ☐ 1 – Rarely
- ☐ 0 – Never

11. Your mentor does a necessary follow-up with an assigned task to you.

- ☒ 4 – Every time
- ☐ 3 – Usually
- ☐ 2 – Occasionally/Sometimes
- ☐ 1 – Rarely
- ☐ 0 – I don't have a mentor

12. The teachers illustrate the concepts through examples and applications.

- 4 – Every time
- ~~3 – Usually~~
- 2 – Occasionally/Sometimes
- 1 – Rarely
- 0 – Never

13. The teachers identify your strengths and encourage you with providing right level of challenges.

- 4 – Fully
- 3 – Reasonably
- 2 – Partially
- 1 – Slightly
- 0 – Unable to

14. Teachers are able to identify your weaknesses and help you to overcome them.

- 4 – Every time
- 3 – Usually
- 2 – Occasionally/Sometimes
- 1 – Rarely
- 0 – Never

15. The institution makes effort to engage students in the monitoring, review and continuous quality improvement of the teaching learning process.

- 4 – Strongly agree
- 3 – Agree
- 2 – Neutral
- 1 – Disagree
- ~~0 – Strongly disagree~~

16. The institute/ teachers use student centric methods, such as experiential learning, participative learning and problem solving methodologies for enhancing learning experiences.

- 4 – To a great extent
- 3 – Moderate
- 2 – Some what
- 1 – Very little
- 0 – Not at all

17. Teachers encourage you to participate in extracurricular activities.

- 4 – Strongly agree
- 3 – Agree
- 2 – Neutral
- 1 – Disagree
- 0 – Strongly disagree

18. Efforts are made by the institute/ teachers to inculcate soft skills, life skills and employability skills to make you ready for the world of work.

- 4 - To a great extent
- 3 - Moderate
- 2 - Somewhat
- 1 - Very little
- 0 - Not at all

19. What percentage of teachers use ICT tools such as LCD projector, Multimedia, etc. while teaching.

- 4 - Above 90%
- 3 - 70 - 89%
- 2 - 50 - 69%
- 1 - 30 - 49%
- 0 - Below 29%

20. The overall quality of teaching-learning process in your institute is very good.

- 4 - Strongly agree
- 3 - Agree
- 2 - Neutral
- 1 - Disagree
- 0 - Strongly disagree

ugale
Sign of student

5. How well did the teachers prepare for the classes?

- ☒ 4 – Thoroughly
- ☐ 3 – Satisfactorily
- ☐ 2 – Poorly
- ☐ 1 – Indifferently
- ☐ 0 – Won't teach at all

6. The institute takes active interest in promoting internship, student exchange, field visit opportunities for students.

- ☐ 4 – Regularly
- ☒ 3 – Often
- ☐ 2 – Sometimes
- ☐ 1 – Rarely
- ☐ 0 – Never

7. The teaching and mentoring process in your institution facilitates you in cognitive, social and emotional growth.

- ☐ 4 – Significantly
- ☐ 3 – Very well
- ☒ 2 – Moderately
- ☐ 1 – Marginally
- ☐ 0 – Not at all

8. The institution provides multiple opportunities to learn and grow.

- ☐ 4 – Strongly agree
- ☐ 3 – Agree
- ☐ 2 – Neutral
- ☒ 1 – Disagree
- ☐ 0 – Strongly disagree

9. Teachers inform you about your expected competencies, course outcomes and programme outcomes.

- ☐ 4 – Every time
- ☐ 3 – Usually
- ☐ 2 – Occasionally/Sometimes
- ☐ 1 – Rarely
- ☒ 0 – Never

10. Was your performance in assignments discussed with you?

- ☒ 4 – Every time
- ☐ 3 – Usually
- ☐ 2 – Occasionally/Sometimes
- ☐ 1 – Rarely
- ☐ 0 – Never

11. Your mentor does a necessary follow-up with an assigned task to you.

- ☒ 4 – Every time
- ☐ 3 – Usually
- ☐ 2 – Occasionally/Sometimes
- ☐ 1 – Rarely
- ☐ 0 – I don't have a mentor

18. Efforts are made by the institute/ teachers to inculcate soft skills, life skills and employability skills to make you ready for the world of work.

- 4 - To a great extent
- 3 - Moderate
- 2 - Somewhat
- 1 - Very little
- 0 - Not at all

19. What percentage of teachers use ICT tools such as LCD projector, Multimedia, etc. while teaching.

- 4 - Above 90%
- 3 - 70 - 89%
- 2 - 50 - 69%
- 1 - 30 - 49%
- 0 - Below 29%

20. The overall quality of teaching-learning process in your institute is very good.

- 4 - Strongly agree
- 3 - Agree
- 2 - Neutral
- 1 - Disagree
- 0 - Strongly disagree

Ygale
Sign of student

Rashtramata Indira Gandhi College , Jalna

Academic Year 2019-20

**Criterion II – Teaching–Learning and Evaluation Student Satisfaction Survey on
Teaching Learning Process**

Name of Student : Zameera JALZAMERA ISMAIL Khan

Class : BSC-II

Following are questions for student satisfaction survey regarding teaching learning process.

1. How well were the teachers able to communicate?
☒ 4 – Always effective
☐ 3 – Sometimes effective
☐ 2 – Just satisfactorily
☐ 1 – Generally ineffective
☐ 0 – Very poor communication
2. How much of the syllabus was covered in the class?
☐ 4 – 85 to 100%
☒ 3 – 70 to 84%
☐ 2 – 55 to 69%
☐ 1 – 30 to 54%
☐ 0 – Below 30%
3. The teacher's approach to teaching can best be described as
☐ 4 – Excellent
☐ 3 – Very good
☒ 2 – Good
☐ 1 – Fair
☐ 0 – Poor
4. Fairness of the internal evaluation process by the teachers.
☐ 4 – Always fair
☐ 3 – Usually fair
☐ 2 – Sometimes unfair
☒ 1 – Usually unfair
☐ 0 – Unfair

5. How well did the teachers prepare for the classes?

- ☒ 4 – Thoroughly
- ☐ 3 – Satisfactorily
- ☐ 2 – Poorly
- ☐ 1 – Indifferently
- ☐ 0 – Won't teach at all

6. The institute takes active interest in promoting internship, student exchange, field visit opportunities for students.

- ☐ 4 – Regularly
- ☒ 3 – Often
- ☐ 2 – Sometimes
- ☐ 1 – Rarely
- ☐ 0 – Never

7. The teaching and mentoring process in your institution facilitates you in cognitive, social and emotional growth.

- ☐ 4 – Significantly
- ☐ 3 – Very well
- ☒ 2 – Moderately
- ☐ 1 – Marginally
- ☐ 0 – Not at all

8. The institution provides multiple opportunities to learn and grow.

- ☐ 4 – Strongly agree
- ☐ 3 – Agree
- ☐ 2 – Neutral
- ☒ 1 – Disagree
- ☐ 0 – Strongly disagree

9. Teachers inform you about your expected competencies, course outcomes and programme outcomes.

- ☐ 4 – Every time
- ☐ 3 – Usually
- ☐ 2 – Occasionally/Sometimes
- ☐ 1 – Rarely
- ☒ 0 – Never

10. Was your performance in assignments discussed with you?

- ☐ 4 – Every time
- ☒ 3 – Usually
- ☐ 2 – Occasionally/Sometimes
- ☐ 1 – Rarely
- ☐ 0 – Never

11. Your mentor does a necessary follow-up with an assigned task to you.

- ☐ 4 – Every time
- ☒ 3 – Usually
- ☐ 2 – Occasionally/Sometimes
- ☐ 1 – Rarely
- ☐ 0 – I don't have a mentor

12. The teachers illustrate the concepts through examples and applications.

- ~~4~~ - Every time
- 3 - Usually
- 2 - Occasionally/Sometimes
- 1 - Rarely
- ~~0~~ - Never

13. The teachers identify your strengths and encourage you with providing right level of challenges.

- 4 - Fully
- 3 - Reasonably
- 2 - Partially
- 1 - Slightly
- 0 - Unable to

14. Teachers are able to identify your weaknesses and help you to overcome them.

- 4 - Every time
- 3 - Usually
- ~~2~~ - Occasionally/Sometimes
- 1 - Rarely
- 0 - Never

15. The institution makes effort to engage students in the monitoring, review and continuous quality improvement of the teaching learning process.

- 4 - Strongly agree
- 3 - Agree
- 2 - Neutral
- ~~1~~ - Disagree
- 0 - Strongly disagree

16. The institute/ teachers use student centric methods, such as experiential learning, participative learning and problem solving methodologies for enhancing learning experiences.

- ~~4~~ - To a great extent
- 3 - Moderate
- 2 - Some what
- 1 - Very little
- 0 - Not at all

17. Teachers encourage you to participate in extracurricular activities.

- 4 - Strongly agree
- ~~3~~ - Agree
- 2 - Neutral
- 1 - Disagree
- 0 - Strongly disagree

18. Efforts are made by the institute/ teachers to inculcate soft skills, life skills and employability skills to make you ready for the world of work.

- 4 – To a great extent
- 3 – Moderate
- 2 – Somewhat
- 1 – Very little
- 0 – Not at all

19. What percentage of teachers use ICT tools such as LCD projector, Multimedia, etc. while teaching.

- 4 – Above 90%
- 3 – 70 – 89%
- 2 – 50 – 69%
- 1 – 30 – 49%
- 0 – Below 29%

20. The overall quality of teaching-learning process in your institute is very good.

- 4 – Strongly agree
- 3 – Agree
- 2 – Neutral
- 1 – Disagree
- 0 – Strongly disagree

Zameer
Sign of student

**Criterion II – Teaching–Learning and Evaluation Student Satisfaction Survey on
Teaching Learning Process**

Name of Student : Chavan Reshma Achit

Class : Bsc. III

Following are questions for student satisfaction survey regarding teaching learning process.

1. How well were the teachers able to communicate?
☒ 4 – Always effective
☐ 3 – Sometimes effective
☐ 2 – Just satisfactorily
☐ 1 – Generally ineffective
☐ 0 – Very poor communication
2. How much of the syllabus was covered in the class?
☐ 4 – 85 to 100%
☒ 3 – 70 to 84%
☐ 2 – 55 to 69%
☐ 1 – 30 to 54%
☐ 0 – Below 30%
3. The teacher's approach to teaching can best be described as
☐ 4 – Excellent
☐ 3 – Very good
☒ 2 – Good
☐ 1 – Fair
☐ 0 – Poor
4. Fairness of the internal evaluation process by the teachers.
☐ 4 – Always fair
☐ 3 – Usually fair
☐ 2 – Sometimes unfair
☒ 1 – Usually unfair
☐ 0 – Unfair

5. How well did the teachers prepare for the classes?

- ~~4~~ - Thoroughly
- 3 - Satisfactorily
- 2 - Poorly
- 1 - Indifferently
- 0 - Won't teach at all

6. The institute takes active interest in promoting internship, student exchange, field visit opportunities for students.

- 4 - Regularly
- ~~3~~ - Often
- 2 - Sometimes
- 1 - Rarely
- 0 - Never

7. The teaching and mentoring process in your institution facilitates you in cognitive, social and emotional growth.

- 4 - Significantly
- 3 - Very well
- ~~2~~ - Moderately
- 1 - Marginally
- 0 - Not at all

8. The institution provides multiple opportunities to learn and grow.

- 4 - Strongly agree
- 3 - Agree
- 2 - Neutral
- 1 - Disagree
- ~~0~~ - Strongly disagree

9. Teachers inform you about your expected competencies, course outcomes and programme outcomes.

- ~~4~~ - Every time
- 3 - Usually
- 2 - Occasionally/Sometimes
- 1 - Rarely
- 0 - Never

10. Was your performance in assignments discussed with you?

- 4 - Every time
- ~~3~~ - Usually
- 2 - Occasionally/Sometimes
- 1 - Rarely
- 0 - Never

11. Your mentor does a necessary follow-up with an assigned task to you.

- 4 - Every time
- 3 - Usually
- ~~2~~ - Occasionally/Sometimes
- 1 - Rarely
- 0 - I don't have a mentor

The teachers illustrate the concepts through examples and applications.

- ~~4~~ – Every time
- 3 – Usually
- 2 – Occasionally/Sometimes
- 1 – Rarely
- 0 – Never

13. The teachers identify your strengths and encourage you with providing right level of challenges.

- 4 – Fully
- ~~3~~ – Reasonably
- 2 – Partially
- 1 – Slightly
- 0 – Unable to

14. Teachers are able to identify your weaknesses and help you to overcome them.

- 4 – Every time
- 3 – Usually
- 2 – Occasionally/Sometimes
- ~~1~~ – Rarely
- 0 – Never

15. The institution makes effort to engage students in the monitoring, review and continuous quality improvement of the teaching learning process.

- 4 – Strongly agree
- 3 – Agree
- 2 – Neutral
- 1 – Disagree
- ~~0~~ – Strongly disagree

16. The institute/ teachers use student centric methods, such as experiential learning, participative learning and problem solving methodologies for enhancing learning experiences.

- 4 – To a great extent
- ~~3~~ – Moderate
- 2 – Some what
- 1 – Very little
- 0 – Not at all

17. Teachers encourage you to participate in extracurricular activities.

- 4 – Strongly agree
- 3 – Agree
- ~~2~~ – Neutral
- 1 – Disagree
- 0 – Strongly disagree

18. Efforts are made by the institute/ teachers to inculcate soft skills, life skills and employability skills to make you ready for the world of work.

☒ 4 – To a great extent

3 – Moderate

2 – Somewhat

1 – Very little

0 – Not at all

19. What percentage of teachers use ICT tools such as LCD projector, Multimedia, etc. while teaching.

4 – Above 90%

3 – 70 – 89%

☒ 2 – 50 – 69%

1 – 30 – 49%

0 – Below 29%

20. The overall quality of teaching-learning process in your institute is very good.

4 – Strongly agree

3 – Agree

2 – Neutral

☒ 1 – Disagree

0 – Strongly disagree

Chavan
Sign of student

Rashtramata Indira Gandhi College , Jalna

Academic Year 2019-20

Criterion II – Teaching–Learning and Evaluation Student Satisfaction Survey on
Teaching Learning Process

Name of Student : Batkhada Akash Ramkrishna - 2019121

Class : BSc - III

Following are questions for student satisfaction survey regarding teaching learning process.

1. How well were the teachers able to communicate?
☒ 4 – Always effective
☐ 3 – Sometimes effective
☐ 2 – Just satisfactorily
☐ 1 – Generally ineffective
☐ 0 – Very poor communication
2. How much of the syllabus was covered in the class?
☒ 4 – 85 to 100%
☐ 3 – 70 to 84%
☐ 2 – 55 to 69%
☐ 1 – 30 to 54%
☐ 0 – Below 30%
3. The teacher's approach to teaching can best be described as
☐ 4 – Excellent
☐ 3 – Very good
☒ 2 – Good
☐ 1 – Fair
☐ 0 – Poor
4. Fairness of the internal evaluation process by the teachers.
☐ 4 – Always fair
☐ 3 – Usually fair
☐ 2 – Sometimes unfair
☒ 1 – Usually unfair
☐ 0 – Unfair

5. How well did the teachers prepare for the classes?

- 4 – Thoroughly
- 3 – Satisfactorily
- 2 – Poorly
- 1 – Indifferently
- ☒ 0 – Won't teach at all

6. The institute takes active interest in promoting internship, student exchange, field visit opportunities for students.

- ☒ 4 – Regularly
- ☒ 3 – Often
- 2 – Sometimes
- 1 – Rarely
- 0 – Never

7. The teaching and mentoring process in your institution facilitates you in cognitive, social and emotional growth.

- 4 – Significantly
- ☒ 3 – Very well
- ☒ 2 – Moderately
- 1 – Marginally
- 0 – Not at all

8. The institution provides multiple opportunities to learn and grow.

- 4 – Strongly agree
- 3 – Agree
- 2 – Neutral
- ☒ 1 – Disagree
- ☒ 0 – Strongly disagree

9. Teachers inform you about your expected competencies, course outcomes and programme outcomes.

- 4 – Every time
- 3 – Usually
- ☒ 2 – Occasionally/Sometimes
- 1 – Rarely
- 0 – Never

10. Was your performance in assignments discussed with you?

- ☒ 4 – Every time
- 3 – Usually
- 2 – Occasionally/Sometimes
- 1 – Rarely
- 0 – Never

11. Your mentor does a necessary follow-up with an assigned task to you.

- 4 – Every time
- ☒ 3 – Usually
- 2 – Occasionally/Sometimes
- 1 – Rarely
- 0 – I don't have a mentor

12. The teachers illustrate the concepts through examples and applications.

- ☒ 4 – Every time
- ☐ 3 – Usually
- ☐ 2 – Occasionally/Sometimes
- ☐ 1 – Rarely
- ☐ 0 – Never

13. The teachers identify your strengths and encourage you with providing right level of challenges.

- ☐ 4 – Fully
- ☒ 3 – Reasonably
- ☐ 2 – Partially
- ☐ 1 – Slightly
- ☐ 0 – Unable to

14. Teachers are able to identify your weaknesses and help you to overcome them.

- ☐ 4 – Every time
- ☐ 3 – Usually
- ☐ 2 – Occasionally/Sometimes
- ☐ 1 – Rarely
- ☒ 0 – Never

15. The institution makes effort to engage students in the monitoring, review and continuous quality improvement of the teaching learning process.

- ☐ 4 – Strongly agree
- ☐ 3 – Agree
- ☐ 2 – Neutral
- ☐ 1 – Disagree
- ☒ 0 – Strongly disagree

16. The institute/ teachers use student centric methods, such as experiential learning, participative learning and problem solving methodologies for enhancing learning experiences.

- ☒ 4 – To a great extent
- ☐ 3 – Moderate
- ☐ 2 – Some what
- ☐ 1 – Very little
- ☐ 0 – Not at all

17. Teachers encourage you to participate in extracurricular activities.

- ☒ 4 – Strongly agree
- ☐ 3 – Agree
- ☐ 2 – Neutral
- ☐ 1 – Disagree
- ☐ 0 – Strongly disagree

18. Efforts are made by the institute/ teachers to inculcate soft skills, life skills and employability skills to make you ready for the world of work.

4 – To a great extent

~~3~~ – Moderate

2 – Somewhat

1 – Very little

0 – Not at all

19. What percentage of teachers use ICT tools such as LCD projector, Multimedia, etc. while teaching.

4 – Above 90%

3 – 70 – 89%

~~2~~ – 50 – 69%

~~1~~ – 30 – 49%

0 – Below 29%

20. The overall quality of teaching-learning process in your institute is very good.

4 – Strongly agree

3 – Agree

2 – Neutral

~~1~~ – Disagree

~~0~~ – Strongly disagree

Rupshale
Sign of student

**Criterion II – Teaching–Learning and Evaluation Student Satisfaction Survey on
Teaching Learning Process**

Name of Student : Miwale Akshay Ramesh.

Class : Bse . III

Following are questions for student satisfaction survey regarding teaching learning process.

1. How well were the teachers able to communicate?
 - 4 – Always effective
 - 3 – Sometimes effective
 - 2 – Just satisfactorily
 - 1 – Generally ineffective
 - 0 – Very poor communication
2. How much of the syllabus was covered in the class?
 - 4 – 85 to 100%
 - 3 – 70 to 84%
 - 2 – 55 to 69%
 - 1 – 30 to 54%
 - 0 – Below 30%
3. The teacher's approach to teaching can best be described as
 - 4 – Excellent
 - 3 – Very good
 - 2 – Good
 - 1 – Fair
 - 0 – Poor
4. Fairness of the internal evaluation process by the teachers.
 - 4 – Always fair
 - 3 – Usually fair
 - 2 – Sometimes unfair
 - 1 – Usually unfair
 - 0 – Unfair

5. How well did the teachers prepare for the classes?

- 4 – Thoroughly
- 3 – Satisfactorily
- 2 – Poorly
- 1 – Indifferently
- 0 – Won't teach at all

6. The institute takes active interest in promoting internship, student exchange, field visit opportunities for students.

- 4 – Regularly
- 3 – Often
- 2 – Sometimes
- 1 – Rarely
- 0 – Never

7. The teaching and mentoring process in your institution facilitates you in cognitive, social and emotional growth.

- 4 – Significantly
- 3 – Very well
- 2 – Moderately
- 1 – Marginally
- 0 – Not at all

8. The institution provides multiple opportunities to learn and grow.

- 4 – Strongly agree
- 3 – Agree
- 2 – Neutral
- 1 – Disagree
- 0 – Strongly disagree

9. Teachers inform you about your expected competencies, course outcomes and programme outcomes.

- 4 – Every time
- 3 – Usually
- 2 – Occasionally/Sometimes
- 1 – Rarely
- 0 – Never

10. Was your performance in assignments discussed with you?

- 4 – Every time
- 3 – Usually
- 2 – Occasionally/Sometimes
- 1 – Rarely
- 0 – Never

11. Your mentor does a necessary follow-up with an assigned task to you.

- 4 – Every time
- 3 – Usually
- 2 – Occasionally/Sometimes
- 1 – Rarely
- 0 – I don't have a mentor

12. The teachers illustrate the concepts through examples and applications.

- 4 – Every time
- 3 – Usually
- 2 – Occasionally/Sometimes
- 1 – Rarely
- 0 – Never

13. The teachers identify your strengths and encourage you with providing right level of challenges.

- 4 – Fully
- 3 – Reasonably
- 2 – Partially
- 1 – Slightly
- 0 – Unable to

14. Teachers are able to identify your weaknesses and help you to overcome them.

- 4 – Every time
- 3 – Usually
- 2 – Occasionally/Sometimes
- 1 – Rarely
- 0 – Never

15. The institution makes effort to engage students in the monitoring, review and continuous quality improvement of the teaching learning process.

- 4 – Strongly agree
- 3 – Agree
- 2 – Neutral
- 1 – Disagree
- 0 – Strongly disagree

16. The institute/ teachers use student centric methods, such as experiential learning, participative learning and problem solving methodologies for enhancing learning experiences.

- 4 – To a great extent
- 3 – Moderate
- 2 – Some what
- 1 – Very little
- 0 – Not at all

17. Teachers encourage you to participate in extracurricular activities.

- 4 – Strongly agree
- 3 – Agree
- 2 – Neutral
- 1 – Disagree
- 0 – Strongly disagree

18. Efforts are made by the institute/ teachers to inculcate soft skills, life skills and employability skills to make you ready for the world of work.

- 4 – To a great extent
- 3 – Moderate
- 2 – Somewhat
- 1 – Very little
- 0 – Not at all

19. What percentage of teachers use ICT tools such as LCD projector, Multimedia, etc. while teaching.

- 4 – Above 90%
- 3 – 70 – 89%
- 2 – 50 – 69%
- 1 – 30 – 49%
- 0 – Below 29%

20. The overall quality of teaching-learning process in your institute is very good.

- 4 – Strongly agree
- 3 – Agree
- 2 – Neutral
- 1 – Disagree
- 0 – Strongly disagree


Sign of student

Criterion II – Teaching–Learning and Evaluation Student Satisfaction Survey on

Teaching Learning Process

Name of Student : Khalse gayatri Namdev

Class : BSc - III

Following are questions for student satisfaction survey regarding teaching learning process.

1. How well were the teachers able to communicate?
☒ 4 – Always effective
☐ 3 – Sometimes effective
☐ 2 – Just satisfactorily
☐ 1 – Generally ineffective
☐ 0 – Very poor communication
2. How much of the syllabus was covered in the class?
☐ 4 – 85 to 100%
☒ 3 – 70 to 84%
☐ 2 – 55 to 69%
☐ 1 – 30 to 54%
☐ 0 – Below 30%
3. The teacher's approach to teaching can best be described as
☐ 4 – Excellent
☐ 3 – Very good
☒ 2 – Good
☐ 1 – Fair
☐ 0 – Poor
4. Fairness of the internal evaluation process by the teachers.
☐ 4 – Always fair
☐ 3 – Usually fair
☐ 2 – Sometimes unfair
☒ 1 – Usually unfair
☐ 0 – Unfair

5. How well did the teachers prepare for the classes?

- 4 – Thoroughly
- 3 – Satisfactorily
- 2 – Poorly
- 1 – Indifferently
- 0 – Won't teach at all

6. The institute takes active interest in promoting internship, student exchange, field visit opportunities for students.

- 4 – Regularly
- 3 – Often
- 2 – Sometimes
- 1 – Rarely
- 0 – Never

7. The teaching and mentoring process in your institution facilitates you in cognitive, social and emotional growth.

- 4 – Significantly
- 3 – Very well
- 2 – Moderately
- 1 – Marginally
- 0 – Not at all

8. The institution provides multiple opportunities to learn and grow.

- 4 – Strongly agree
- 3 – Agree
- 2 – Neutral
- 1 – Disagree
- 0 – Strongly disagree

9. Teachers inform you about your expected competencies, course outcomes and programme outcomes.

- 4 – Every time
- 3 – Usually
- 2 – Occasionally/Sometimes
- 1 – Rarely
- 0 – Never

10. Was your performance in assignments discussed with you?

- 4 – Every time
- 3 – Usually
- 2 – Occasionally/Sometimes
- 1 – Rarely
- 0 – Never

11. Your mentor does a necessary follow-up with an assigned task to you.

- 4 – Every time
- 3 – Usually
- 2 – Occasionally/Sometimes
- 1 – Rarely
- 0 – I don't have a mentor

2. The teachers illustrate the concepts through examples and applications.

- ~~4~~ - Every time
- 3 - Usually
- 2 - Occasionally/Sometimes
- 1 - Rarely
- 0 - Never

13. The teachers identify your strengths and encourage you with providing right level of challenges.

- 4 - Fully
- ~~3~~ - Reasonably
- 2 - Partially
- 1 - Slightly
- 0 - Unable to

14. Teachers are able to identify your weaknesses and help you to overcome them.

- 4 - Every time
- 3 - Usually
- ~~2~~ - Occasionally/Sometimes
- 1 - Rarely
- 0 - Never

15. The institution makes effort to engage students in the monitoring, review and continuous quality improvement of the teaching learning process.

- 4 - Strongly agree
- 3 - Agree
- 2 - Neutral
- ~~1~~ - Disagree
- 0 - Strongly disagree

16. The institute/ teachers use student centric methods, such as experiential learning, participative learning and problem solving methodologies for enhancing learning experiences.

- 4 - To a great extent
- 3 - Moderate
- ~~2~~ - Some what
- 1 - Very little
- 0 - Not at all

17. Teachers encourage you to participate in extracurricular activities.

- ~~4~~ - Strongly agree
- 3 - Agree
- 2 - Neutral
- 1 - Disagree
- 0 - Strongly disagree

18. Efforts are made by the institute/ teachers to inculcate soft skills, life skills and employability skills to make you ready for the world of work.

- 4 - To a great extent
- 3 - Moderate
- 2 - Somewhat
- 1 - Very little
- 0 - Not at all

19. What percentage of teachers use ICT tools such as LCD projector, Multimedia, etc. while teaching.

- 4 - Above 90%
- 3 - 70 - 89%
- 2 - 50 - 69%
- 1 - 30 - 49%
- 0 - Below 29%

20. The overall quality of teaching-learning process in your institute is very good.

- 4 - Strongly agree
- 3 - Agree
- 2 - Neutral
- 1 - Disagree
- 0 - Strongly disagree

Khalse
Sign of student

**Criterion II – Teaching–Learning and Evaluation Student Satisfaction Survey on
Teaching Learning Process**

Name of Student : Vaxpe ganesha Gangdhara

Class : Bge. III

Following are questions for student satisfaction survey regarding teaching learning process.

1. How well were the teachers able to communicate?
☒ 4 – Always effective
☐ 3 – Sometimes effective
☐ 2 – Just satisfactorily
☐ 1 – Generally ineffective
☐ 0 – Very poor communication
2. How much of the syllabus was covered in the class?
☐ 4 – 85 to 100%
☒ 3 – 70 to 84%
☐ 2 – 55 to 69%
☐ 1 – 30 to 54%
☐ 0 – Below 30%
3. The teacher's approach to teaching can best be described as
☐ 4 – Excellent
☐ 3 – Very good
☒ 2 – Good
☐ 1 – Fair
☐ 0 – Poor
4. Fairness of the internal evaluation process by the teachers.
☐ 4 – Always fair
☐ 3 – Usually fair
☐ 2 – Sometimes unfair
☒ 1 – Usually unfair
☐ 0 – Unfair

5. How well did the teachers prepare for the classes?

- 4 - Thoroughly
- 3 - Satisfactorily
- 2 - Poorly
- 1 - Indifferently
- 0 - Won't teach at all

6. The institute takes active interest in promoting internship, student exchange, field visit opportunities for students.

- 4 - Regularly
- 3 - Often
- 2 - Sometimes
- 1 - Rarely
- 0 - Never

7. The teaching and mentoring process in your institution facilitates you in cognitive, social and emotional growth.

- 4 - Significantly
- 3 - Very well
- 2 - Moderately
- 1 - Marginally
- 0 - Not at all

8. The institution provides multiple opportunities to learn and grow.

- 4 - Strongly agree
- 3 - Agree
- 2 - Neutral
- 1 - Disagree
- 0 - Strongly disagree

9. Teachers inform you about your expected competencies, course outcomes and programme outcomes.

- 4 - Every time
- 3 - Usually
- 2 - Occasionally/Sometimes
- 1 - Rarely
- 0 - Never

10. Was your performance in assignments discussed with you?

- 4 - Every time
- 3 - Usually
- 2 - Occasionally/Sometimes
- 1 - Rarely
- 0 - Never

11. Your mentor does a necessary follow-up with an assigned task to you.

- 4 - Every time
- 3 - Usually
- 2 - Occasionally/Sometimes
- 1 - Rarely
- 0 - I don't have a mentor

The teachers illustrate the concepts through examples and applications.

- 4 – Every time
- 3 – Usually
- 2 – Occasionally/Sometimes
- 1 – Rarely
- 0 – Never

13. The teachers identify your strengths and encourage you with providing right level of challenges.

- 4 – Fully
- 3 – Reasonably
- 2 – Partially
- 1 – Slightly
- 0 – Unable to

14. Teachers are able to identify your weaknesses and help you to overcome them.

- 4 – Every time
- 3 – Usually
- 2 – Occasionally/Sometimes
- 1 – Rarely
- 0 – Never

15. The institution makes effort to engage students in the monitoring, review and continuous quality improvement of the teaching learning process.

- 4 – Strongly agree
- 3 – Agree
- 2 – Neutral
- 1 – Disagree
- 0 – Strongly disagree

16. The institute/ teachers use student centric methods, such as experiential learning, participative learning and problem solving methodologies for enhancing learning experiences.

- 4 – To a great extent
- 3 – Moderate
- 2 – Some what
- 1 – Very little
- 0 – Not at all

17. Teachers encourage you to participate in extracurricular activities.

- 4 – Strongly agree
- 3 – Agree
- 2 – Neutral
- 1 – Disagree
- 0 – Strongly disagree

18. Efforts are made by the institute/ teachers to inculcate soft skills, life skills and employability skills to make you ready for the world of work.


- ~~4~~ – To a great extent
- 3 – Moderate
- 2 – Somewhat
- 1 – Very little
- 0 – Not at all

19. What percentage of teachers use ICT tools such as LCD projector, Multimedia, etc. while teaching.

- 4 – Above 90%
- ~~3~~ – 70 – 89%
- 2 – 50 – 69%
- 1 – 30 – 49%
- 0 – Below 29%

20. The overall quality of teaching-learning process in your institute is very good.

- 4 – Strongly agree
- 3 – Agree
- ~~2~~ – Neutral
- 1 – Disagree
- 0 – Strongly disagree


Sign of student