

Rashtramata Indira Gandhi College , Jalna

Academic Year 2018-19

Criterion II – Teaching–Learning and Evaluation Student Satisfaction Survey on

Teaching Learning Process

Name of Student : _____

*Arpit
Lodhyanail*

Class : _____

Bsc I

Following are questions for student satisfaction survey regarding teaching learning process.

1. How much of the syllabus was covered in the class?
☒ 4 – 85 to 100%
☐ 3 – 70 to 84%
☐ 2 – 55 to 69%
☐ 1 – 30 to 54%
☐ 0 – Below 30%
2. How well did the teachers prepare for the classes?
☒ 4 – Thoroughly
☐ 3 – Satisfactorily
☐ 2 – Poorly
☐ 1 – Indifferently
☐ 0 – Won't teach at all
3. How well were the teachers able to communicate?
☐ 4 – Always effective
☐ 3 – Sometimes effective
☒ 2 – Just satisfactorily
☐ 1 – Generally ineffective
☐ 0 – Very poor communication
4. The teacher's approach to teaching can best be described as
☐ 4 – Excellent
☐ 3 – Very good
☐ 2 – Good
☒ 1 – Fair
☐ 0 – Poor

18. Efforts are made by the institute/ teachers to inculcate soft skills, life skills and employability skills to make you ready for the world of work.

4 – To a great extent

3 – Moderate

☒ 2 – Some what

1 – Very little

0 – Not at all

19. What percentage of teachers use ICT tools such as LCD projector, Multimedia, etc. while teaching.

4 – Above 90%

3 – 70 – 89%

2 – 50 – 69%

☒ 1 – 30 – 49%

0 – Below 29%

20. The overall quality of teaching-learning process in your institute is very good.

4 – Strongly agree

3 – Agree

2 – Neutral

1 – Disagree

☒ 0 – Strongly disagree

21. Give three observation / suggestions to improve the overall teaching – learning experience in your institution.

a)

2 step educat

b)

c)


Sign of student

Rashtramata Indira Gandhi College , Jalna

Academic Year 2018-19

Criterion II – Teaching–Learning and Evaluation Student Satisfaction Survey on
Teaching Learning Process

Name of Student : Nalwa Shraddha Leaman

Class : BSc 2nd

Following are questions for student satisfaction survey regarding teaching learning process.

1. How much of the syllabus was covered in the class?

~~4~~ – 85 to 100%

3 – 70 to 84%

2 – 55 to 69%

1 – 30 to 54%

0 – Below 30%

2. How well did the teachers prepare for the classes?

4 – Thoroughly

~~3~~ – Satisfactorily

2 – Poorly

1 – Indifferently

0 – Won't teach at all

3. How well were the teachers able to communicate?

4 – Always effective

~~3~~ – Sometimes effective

2 – Just satisfactorily

1 – Generally ineffective

0 – Very poor communication

4. The teacher's approach to teaching can best be described as

~~4~~ – Excellent

3 – Very good

2 – Good

1 – Fair

0 – Poor

5. Fairness of the internal evaluation process by the teachers.

- ☒ 4 – Always fair
- 3 – Usually fair
- 2 – Sometimes unfair
- 1 – Usually unfair
- 0 – Unfair

6. Was your performance in assignments discussed with you?

- 4 – Every time
- ☒ 3 – Usually
- 2 – Occasionally/Sometimes
- 1 – Rarely
- 0 – Never

7. The institute takes active interest in promoting internship, student exchange, field visit opportunities for students.

- 4 – Regularly
- ☒ 3 – Often
- 2 – Sometimes
- 1 – Rarely
- 0 – Never

8. The teaching and mentoring process in your institution facilitates you in cognitive, social and emotional growth.

- ☒ 4 – Significantly
- 3 – Very well
- 2 – Moderately
- 1 – Marginally
- 0 – Not at all

9. The institution provides multiple opportunities to learn and grow.

- 4 – Strongly agree
- ☒ 3 – Agree
- 2 – Neutral
- 1 – Disagree
- 0 – Strongly disagree

10. Teachers inform you about your expected competencies, course outcomes and programme outcomes.

- ☒ 4 – Every time
- 3 – Usually
- 2 – Occasionally/Sometimes
- 1 – Rarely
- 0 – Never

11. Your mentor does a necessary follow-up with an assigned task to you.

- 4 – Every time
- ☒ 3 – Usually
- 2 – Occasionally/Sometimes
- 1 – Rarely
- 0 – I don't have a mentor

12. The teachers illustrate the concepts through examples and applications.

- 4 – Every time
- 3 – Usually
- 2 – Occasionally/Sometimes
- 1 – Rarely
- ☒ 0 – Never

13. The teachers identify your strengths and encourage you with providing right level of challenges.

- 4 – Fully
- 3 – Reasonably
- 2 – Partially
- ☒ 1 – Slightly
- 0 – Unable to

14. Teachers are able to identify your weaknesses and help you to overcome them.

- 4 – Every time
- 3 – Usually
- ☒ 2 – Occasionally/Sometimes
- 1 – Rarely
- 0 – Never

15. The institution makes effort to engage students in the monitoring, review and continuous quality improvement of the teaching learning process.

- 4 – Strongly agree
- ☒ 3 – Agree
- 2 – Neutral
- 1 – Disagree
- 0 – Strongly disagree

16. The institute/ teachers use student centric methods, such as experiential learning, participative learning and problem solving methodologies for enhancing learning experiences.

- ☒ 4 – To a great extent
- 3 – Moderate
- 2 – Some what
- 1 – Very little
- 0 – Not at all

17. Teachers encourage you to participate in extracurricular activities.

- ☒ 4 – Strongly agree
- ☒ 3 – Agree
- 2 – Neutral
- 1 – Disagree
- 0 – Strongly disagree

18. Efforts are made by the institute/ teachers to inculcate soft skills, life skills and employability skills to make you ready for the world of work.

4 – To a great extent

3 – Moderate

2 – Some what

1 – Very little

0 – Not at all

19. What percentage of teachers use ICT tools such as LCD projector, Multimedia, etc. while teaching.

4 – Above 90%

3 – 70 – 89%

2 – 50 – 69%

1 – 30 – 49%

0 – Below 29%

20. The overall quality of teaching-learning process in your institute is very good.

4 – Strongly agree

3 – Agree

2 – Neutral

1 – Disagree

0 – Strongly disagree


21. Give three observation / suggestions to improve the overall teaching – learning experience in your institution.

a)

Digital education

b)

c)



Sign of student

Rashtramata Indira Gandhi College , Jalna

Academic Year 2018-19

Criterion II – Teaching–Learning and Evaluation Student Satisfaction Survey on

Teaching Learning Process

Name of Student : Pare Ganesh Asaram

Class : BCEI

Following are questions for student satisfaction survey regarding teaching learning process.

1. How much of the syllabus was covered in the class?

☒ 4 – 85 to 100%

☐ 3 – 70 to 84%

☐ 2 – 55 to 69%

☐ 1 – 30 to 54%

☐ 0 – Below 30%

2. How well did the teachers prepare for the classes?

☒ 4 – Thoroughly

☐ 3 – Satisfactorily

☐ 2 – Poorly

☐ 1 – Indifferently

☐ 0 – Won't teach at all

3. How well were the teachers able to communicate?

☐ 4 – Always effective

☐ 3 – Sometimes effective

☒ 2 – Just satisfactorily

☐ 1 – Generally ineffective

☐ 0 – Very poor communication

4. The teacher's approach to teaching can best be described as

☐ 4 – Excellent

☐ 3 – Very good

☒ 2 – Good

☐ 1 – Fair

☐ 0 – Poor

12. The teachers illustrate the concepts through examples and applications.

- 4 – Every time
- 3 – Usually
- 2 – Occasionally/Sometimes
- 1 – Rarely
- 0 – Never

13. The teachers identify your strengths and encourage you with providing right level of challenges.

- 4 – Fully
- 3 – Reasonably
- 2 – Partially
- 1 – Slightly
- 0 – Unable to

14. Teachers are able to identify your weaknesses and help you to overcome them.

- 4 – Every time
- 3 – Usually
- 2 – Occasionally/Sometimes
- 1 – Rarely
- 0 – Never

15. The institution makes effort to engage students in the monitoring, review and continuous quality improvement of the teaching learning process.

- 4 – Strongly agree
- 3 – Agree
- 2 – Neutral
- 1 – Disagree
- 0 – Strongly disagree

16. The institute/ teachers use student centric methods, such as experiential learning, participative learning and problem solving methodologies for enhancing learning experiences.

- 4 – To a great extent
- 3 – Moderate
- 2 – Some what
- 1 – Very little
- 0 – Not at all

17. Teachers encourage you to participate in extracurricular activities.

- 4 – Strongly agree
- 3 – Agree
- 2 – Neutral
- 1 – Disagree
- 0 – Strongly disagree

18. Efforts are made by the institute/ teachers to inculcate soft skills, life skills and employability skills to make you ready for the world of work.

4 – To a great extent

3 – Moderate

2 – Some what

1 – Very little

0 – Not at all

19. What percentage of teachers use ICT tools such as LCD projector, Multimedia, etc. while teaching.

4 – Above 90%

3 – 70 – 89%

2 – 50 – 69%

1 – 30 – 49%

0 – Below 29%

20. The overall quality of teaching-learning process in your institute is very good.

4 – Strongly agree

3 – Agree

2 – Neutral

1 – Disagree

0 – Strongly disagree


21. Give three observation / suggestions to improve the overall teaching – learning experience in your institution.

a)

Defect education

b)

c)


Sign of student

18. Efforts are made by the institute/ teachers to inculcate soft skills, life skills and employability skills to make you ready for the world of work.

4 – To a great extent

3 – Moderate

2 – Some what

1 – Very little

0 – Not at all

19. What percentage of teachers use ICT tools such as LCD projector, Multimedia, etc. while teaching.

4 – Above 90%

3 – 70 – 89%

2 – 50 – 69%

1 – 30 – 49%

0 – Below 29%

20. The overall quality of teaching-learning process in your institute is very good.

4 – Strongly agree

3 – Agree

2 – Neutral

1 – Disagree

0 – Strongly disagree


21. Give three observation / suggestions to improve the overall teaching – learning experience in your institution.

a)

Defect education

b)

c)


Sign of student

Rashtramata Indira Gandhi College , Jalna

Academic Year 2018-19

Criterion II – Teaching–Learning and Evaluation Student Satisfaction Survey on
Teaching Learning Process

Name of Student : pawar sima madane

Class : BCC Ist

Following are questions for student satisfaction survey regarding teaching learning process.

1. How much of the syllabus was covered in the class?
☒ 4 – 85 to 100%
☐ 3 – 70 to 84%
☐ 2 – 55 to 69%
☐ 1 – 30 to 54%
☐ 0 – Below 30%
2. How well did the teachers prepare for the classes?
☒ 4 – Thoroughly
☐ 3 – Satisfactorily
☐ 2 – Poorly
☐ 1 – Indifferently
☐ 0 – Won't teach at all
3. How well were the teachers able to communicate?
☒ 4 – Always effective
☐ 3 – Sometimes effective
☐ 2 – Just satisfactorily
☐ 1 – Generally ineffective
☐ 0 – Very poor communication
4. The teacher's approach to teaching can best be described as
☒ 4 – Excellent
☐ 3 – Very good
☐ 2 – Good
☐ 1 – Fair
☐ 0 – Poor

5. Fairness of the internal evaluation process by the teachers.

4 – Always fair

~~3~~ – Usually fair

2 – Sometimes unfair

1 – Usually unfair

0 – Unfair

6. Was your performance in assignments discussed with you?

4 – Every time

3 – Usually

~~2~~ – Occasionally/Sometimes

1 – Rarely

0 – Never

7. The institute takes active interest in promoting internship, student exchange, field visit opportunities for students.

4 – Regularly

~~3~~ – Often

2 – Sometimes

1 – Rarely

0 – Never

8. The teaching and mentoring process in your institution facilitates you in cognitive, social and emotional growth.

4 – Significantly

3 – Very well

2 – Moderately

~~1~~ – Marginally

0 – Not at all

9. The institution provides multiple opportunities to learn and grow.

4 – Strongly agree

3 – Agree

2 – Neutral

~~1~~ – Disagree

0 – Strongly disagree

10. Teachers inform you about your expected competencies, course outcomes and programme outcomes.

4 – Every time

3 – Usually

~~2~~ – Occasionally/Sometimes

1 – Rarely

0 – Never

11. Your mentor does a necessary follow-up with an assigned task to you.

~~4~~ – Every time

3 – Usually

2 – Occasionally/Sometimes

1 – Rarely

12. The teachers illustrate the concepts through examples and applications.

- ~~4~~ – Every time
- 3 – Usually
- 2 – Occasionally/Sometimes
- 1 – Rarely
- 0 – Never

13. The teachers identify your strengths and encourage you with providing right level of challenges.

- 4 – Fully
- ~~3~~ – Reasonably
- 2 – Partially
- 1 – Slightly
- 0 – Unable to

14. Teachers are able to identify your weaknesses and help you to overcome them.

- 4 – Every time
- 3 – Usually
- ~~2~~ – Occasionally/Sometimes
- 1 – Rarely
- 0 – Never

15. The institution makes effort to engage students in the monitoring, review and continuous quality improvement of the teaching learning process.

- 4 – Strongly agree
- 3 – Agree
- ~~2~~ – Neutral
- ~~1~~ – Disagree
- 0 – Strongly disagree

16. The institute/ teachers use student centric methods, such as experiential learning, participative learning and problem solving methodologies for enhancing learning experiences.

- 4 – To a great extent
- 3 – Moderate
- 2 – Some what
- 1 – Very little
- ~~0~~ – Not at all

17. Teachers encourage you to participate in extracurricular activities.

- 4 – Strongly agree
- 3 – Agree
- 2 – Neutral
- 1 – Disagree
- ~~0~~ – Strongly disagree

18. Efforts are made by the institute/ teachers to inculcate soft skills, life skills and employability skills to make you ready for the world of work.

- 4 – To a great extent
- 3 – Moderate
- ~~2 – Some what~~
- 1 – Very little
- 0 – Not at all

19. What percentage of teachers use ICT tools such as LCD projector, Multimedia, etc. while teaching.

- 4 – Above 90%
- 3 – 70 – 89%
- 2 – 50 – 69%
- ~~1 – 30 – 49%~~
- 0 – Below 29%

20. The overall quality of teaching-learning process in your institute is very good.

- 4 – Strongly agree
- 3 – Agree
- 2 – Neutral
- ~~1 – Disagree~~
- ~~0 – Strongly disagree~~

21. Give three observation / suggestions to improve the overall teaching – learning experience in your institution.

a)

Digital education

b)

c)

[Signature]
Sign of student

Rashtramata Indira Gandhi College , Jalna

Academic Year 2018-19

**Criterion II – Teaching–Learning and Evaluation Student Satisfaction Survey on
Teaching Learning Process**

Name of Student : Ranga Sandip Bhikhavan
Class : B-Sc II

Following are questions for student satisfaction survey regarding teaching learning process.

1. How much of the syllabus was covered in the class?
☒ 4 – 85 to 100%
☐ 3 – 70 to 84%
☐ 2 – 55 to 69%
☐ 1 – 30 to 54%
☐ 0 – Below 30%
2. How well did the teachers prepare for the classes?
☒ 4 – Thoroughly
☐ 3 – Satisfactorily
☐ 2 – Poorly
☐ 1 – Indifferently
☐ 0 – Won't teach at all
3. How well were the teachers able to communicate?
☐ 4 – Always effective
☒ 3 – Sometimes effective
☐ 2 – Just satisfactorily
☐ 1 – Generally ineffective
☐ 0 – Very poor communication
4. The teacher's approach to teaching can best be described as
☐ 4 – Excellent
☐ 3 – Very good
☒ 2 – Good
☐ 1 – Fair
☐ 0 – Poor

5. Fairness of the internal evaluation process by the teachers.
- 4 – Always fair
 - 3 – Usually fair
 - 2 – Sometimes unfair
 - 1 – Usually unfair
 - 0 – Unfair
6. Was your performance in assignments discussed with you?
- 4 – Every time
 - 3 – Usually
 - 2 – Occasionally/Sometimes
 - 1 – Rarely
 - 0 – Never
7. The institute takes active interest in promoting internship, student exchange, field visit opportunities for students.
- 4 – Regularly
 - 3 – Often
 - 2 – Sometimes
 - 1 – Rarely
 - 0 – Never
8. The teaching and mentoring process in your institution facilitates you in cognitive, social and emotional growth.
- 4 – Significantly
 - 3 – Very well
 - 2 – Moderately
 - 1 – Marginally
 - 0 – Not at all
9. The institution provides multiple opportunities to learn and grow.
- 4 – Strongly agree
 - 3 – Agree
 - 2 – Neutral
 - 1 – Disagree
 - 0 – Strongly disagree
10. Teachers inform you about your expected competencies, course outcomes and programme outcomes.
- 4 – Every time
 - 3 – Usually
 - 2 – Occasionally/Sometimes
 - 1 – Rarely
 - 0 – Never
11. Your mentor does a necessary follow-up with an assigned task to you.
- 4 – Every time
 - 3 – Usually
 - 2 – Occasionally/Sometimes
 - 1 – Rarely

12. The teachers illustrate the concepts through examples and applications.

- 4 – Every time
- 3 – Usually
- 2 – Occasionally/Sometimes
- 1 – Rarely
- 0 – Never

13. The teachers identify your strengths and encourage you with providing right level of challenges.

- 4 – Fully
- 3 – Reasonably
- 2 – Partially
- 1 – Slightly
- 0 – Unable to

14. Teachers are able to identify your weaknesses and help you to overcome them.

- 4 – Every time
- 3 – Usually
- 2 – Occasionally/Sometimes
- 1 – Rarely
- 0 – Never

15. The institution makes effort to engage students in the monitoring, review and continuous quality improvement of the teaching learning process.

- 4 – Strongly agree
- 3 – Agree
- 2 – Neutral
- 1 – Disagree
- 0 – Strongly disagree

16. The institute/ teachers use student centric methods, such as experiential learning, participative learning and problem solving methodologies for enhancing learning experiences.

- 4 – To a great extent
- 3 – Moderate
- 2 – Some what
- 1 – Very little
- 0 – Not at all

17. Teachers encourage you to participate in extracurricular activities.

- 4 – Strongly agree
- 3 – Agree
- 2 – Neutral
- 1 – Disagree
- 0 – Strongly disagree

18. Efforts are made by the institute/ teachers to inculcate soft skills, life skills and employability skills to make you ready for the world of work.

- 4 – To a great extent
- 3 – Moderate
- ☒ 2 – Some what
- 1 – Very little
- 0 – Not at all

19. What percentage of teachers use ICT tools such as LCD projector, Multimedia, etc. while teaching.

- 4 – Above 90%
- 3 – 70 – 89%
- 2 – 50 – 69%
- ☒ 1 – 30 – 49%
- 0 – Below 29%

20. The overall quality of teaching-learning process in your institute is very good.

- 4 – Strongly agree
- 3 – Agree
- 2 – Neutral
- ☒ 1 – Disagree
- 0 – Strongly disagree


21. Give three observation / suggestions to improve the overall teaching – learning experience in your institution.

a)

Computer education

b)

c)


Sign of student

Rashtramata Indira Gandhi College , Jalna

Academic Year 2018-19

Criterion II – Teaching–Learning and Evaluation Student Satisfaction Survey on

Teaching Learning Process

Name of Student : Sd. Khaled . Sd. Magsood

Class : B.Sc = First

Following are questions for student satisfaction survey regarding teaching learning process.

1. How much of the syllabus was covered in the class?
☒ 4 – 85 to 100%
3 – 70 to 84%
2 – 55 to 69%
1 – 30 to 54%
0 – Below 30%
2. How well did the teachers prepare for the classes?
☒ 4 – Thoroughly
3 – Satisfactorily
2 – Poorly
1 – Indifferently
0 – Won't teach at all
3. How well were the teachers able to communicate?
4 – Always effective
☒ 3 – Sometimes effective
2 – Just satisfactorily
1 – Generally ineffective
0 – Very poor communication
4. The teacher's approach to teaching can best be described as
4 – Excellent
3 – Very good
☒ 2 – Good
1 – Fair
0 – Poor

18. Efforts are made by the institute/ teachers to inculcate soft skills, life skills and employability skills to make you ready for the world of work.

- 4 – To a great extent
- 3 – Moderate
- 2 – Some what
- 1 – Very little
- 0 – Not at all

19. What percentage of teachers use ICT tools such as LCD projector, Multimedia, etc. while teaching.

- 4 – Above 90%
- 3 – 70 – 89%
- 2 – 50 – 69%
- 1 – 30 – 49%
- 0 – Below 29%

20. The overall quality of teaching-learning process in your institute is very good.


- 4 – Strongly agree
- 3 – Agree
- 2 – Neutral
- 1 – Disagree
- 0 – Strongly disagree

21. Give three observation / suggestions to improve the overall teaching – learning experience in your institution.

a)

b)

c)


Sign of student

Rashtramata Indira Gandhi College , Jalna

Academic Year 2018-19

**Criterion II – Teaching–Learning and Evaluation Student Satisfaction Survey on
Teaching Learning Process**

Name of Student : Sk. Misba Karyum
Class : BSCD

Following are questions for student satisfaction survey regarding teaching learning process.

1. How much of the syllabus was covered in the class?
☒ 4 – 85 to 100%
☐ 3 – 70 to 84%
☐ 2 – 55 to 69%
☐ 1 – 30 to 54%
☐ 0 – Below 30%
2. How well did the teachers prepare for the classes?
☒ 4 – Thoroughly
☐ 3 – Satisfactorily
☐ 2 – Poorly
☐ 1 – Indifferently
☐ 0 – Won't teach at all
3. How well were the teachers able to communicate?
☐ 4 – Always effective
☐ 3 – Sometimes effective
☒ 2 – Just satisfactorily
☐ 1 – Generally ineffective
☐ 0 – Very poor communication
4. The teacher's approach to teaching can best be described as
☐ 4 – Excellent
☐ 3 – Very good
☒ 2 – Good
☐ 1 – Fair
☐ 0 – Poor

18. Efforts are made by the institute/ teachers to inculcate soft skills, life skills and employability skills to make you ready for the world of work.

4 – To a great extent

3 – Moderate

2 – Some what

1 – Very little

0 – Not at all

19. What percentage of teachers use ICT tools such as LCD projector, Multimedia, etc. while teaching.

4 – Above 90%

3 – 70 – 89%

2 – 50 – 69%

1 – 30 – 49%

0 – Below 29%

20. The overall quality of teaching-learning process in your institute is very good.

4 – Strongly agree

3 – Agree

2 – Neutral

1 – Disagree

0 – Strongly disagree


21. Give three observation / suggestions to improve the overall teaching – learning experience in your institution.

a)

Computer education

b)

c)


Sign of student

Rashtramata Indira Gandhi College , Jalna

Academic Year 2018-19

**Criterion II – Teaching–Learning and Evaluation Student Satisfaction Survey on
Teaching Learning Process**

Name of Student : Shinde Arup Satish

Class : BSC - I

Following are questions for student satisfaction survey regarding teaching learning process.

1. How much of the syllabus was covered in the class?
☒ 4 – 85 to 100%
3 – 70 to 84%
2 – 55 to 69%
1 – 30 to 54%
0 – Below 30%
2. How well did the teachers prepare for the classes?
4 – Thoroughly
☒ 3 – Satisfactorily
2 – Poorly
1 – Indifferently
0 – Won't teach at all
3. How well were the teachers able to communicate?
4 – Always effective
☒ 3 – Sometimes effective
2 – Just satisfactorily
1 – Generally ineffective
0 – Very poor communication
4. The teacher's approach to teaching can best be described as
4 – Excellent
☒ 3 – Very good
2 – Good
1 – Fair
0 – Poor

5. Fairness of the internal evaluation process by the teachers.

4 – Always fair

☒ 3 – Usually fair

2 – Sometimes unfair

1 – Usually unfair

0 – Unfair

6. Was your performance in assignments discussed with you?

4 – Every time

☒ 3 – Usually

2 – Occasionally/Sometimes

1 – Rarely

0 – Never

7. The institute takes active interest in promoting internship, student exchange, field visit opportunities for students.

4 – Regularly

3 – Often

☒ 2 – Sometimes

1 – Rarely

0 – Never

8. The teaching and mentoring process in your institution facilitates you in cognitive, social and emotional growth.

4 – Significantly

3 – Very well

2 – Moderately

☒ 1 – Marginally

0 – Not at all

9. The institution provides multiple opportunities to learn and grow.

4 – Strongly agree

3 – Agree

2 – Neutral

☒ 1 – Disagree

0 – Strongly disagree

10. Teachers inform you about your expected competencies, course outcomes and programme outcomes.

4 – Every time

☒ 3 – Usually

2 – Occasionally/Sometimes

1 – Rarely

0 – Never

11. Your mentor does a necessary follow-up with an assigned task to you.

☒ 4 – Every time

3 – Usually

2 – Occasionally/Sometimes

1 – Rarely

12. The teachers illustrate the concepts through examples and applications.

- 4 – Every time
- 3 – Usually
- 2 – Occasionally/Sometimes
- 1 – Rarely
- 0 – Never

13. The teachers identify your strengths and encourage you with providing right level of challenges.

- 4 – Fully
- 3 – Reasonably
- 2 – Partially
- 1 – Slightly
- 0 – Unable to

14. Teachers are able to identify your weaknesses and help you to overcome them.

- 4 – Every time
- 3 – Usually
- 2 – Occasionally/Sometimes
- 1 – Rarely
- 0 – Never

15. The institution makes effort to engage students in the monitoring, review and continuous quality improvement of the teaching learning process.

- 4 – Strongly agree
- 3 – Agree
- 2 – Neutral
- 1 – Disagree
- 0 – Strongly disagree

16. The institute/ teachers use student centric methods, such as experiential learning, participative learning and problem solving methodologies for enhancing learning experiences.

- 4 – To a great extent
- 3 – Moderate
- 2 – Some what
- 1 – Very little
- 0 – Not at all

17. Teachers encourage you to participate in extracurricular activities.

- 4 – Strongly agree
- 3 – Agree
- 2 – Neutral
- 1 – Disagree
- 0 – Strongly disagree

18. Efforts are made by the institute/ teachers to inculcate soft skills, life skills and employability skills to make you ready for the world of work.

- 4 – To a great extent
- 3 – Moderate
- 2 – Some what
- 1 – Very little
- 0 – Not at all

19. What percentage of teachers use ICT tools such as LCD projector, Multimedia, etc. while teaching.

- 4 – Above 90%
- 3 – 70 – 89%
- 2 – 50 – 69%
- 1 – 30 – 49%
- 0 – Below 29%

20. The overall quality of teaching-learning process in your institute is very good.


- 4 – Strongly agree
- 3 – Agree
- 2 – Neutral
- 1 – Disagree
- 0 – Strongly disagree

21. Give three observation / suggestions to improve the overall teaching – learning experience in your institution.

a) *Computer education*

b)

c)


Sign of student

Rashtramata Indira Gandhi College , Jalna

Academic Year 2018-19

**Criterion II – Teaching–Learning and Evaluation Student Satisfaction Survey on
Teaching Learning Process**

Name of Student : Teji Mangaroh Uddalsing
Class : BSc I

Following are questions for student satisfaction survey regarding teaching learning process.

1. How much of the syllabus was covered in the class?

- ☒ 4 – 85 to 100%
- ☐ 3 – 70 to 84%
- ☐ 2 – 55 to 69%
- ☐ 1 – 30 to 54%
- ☐ 0 – Below 30%

2. How well did the teachers prepare for the classes?

- ☒ 4 – Thoroughly
- ☐ 3 – Satisfactorily
- ☐ 2 – Poorly
- ☐ 1 – Indifferently
- ☐ 0 – Won't teach at all

3. How well were the teachers able to communicate?

- ☒ 4 – Always effective
- ☐ 3 – Sometimes effective
- ☐ 2 – Just satisfactorily
- ☐ 1 – Generally ineffective
- ☐ 0 – Very poor communication

4. The teacher's approach to teaching can best be described as

- ☒ 4 – Excellent
- ☐ 3 – Very good
- ☐ 2 – Good
- ☐ 1 – Fair
- ☐ 0 – Poor

5. Fairness of the internal evaluation process by the teachers.

- 4 – Always fair
- 3 – Usually fair
- 2 – Sometimes unfair
- 1 – Usually unfair
- ☒ 0 – Unfair

6. Was your performance in assignments discussed with you?

- 4 – Every time
- 3 – Usually
- 2 – Occasionally/Sometimes
- ☒ 1 – Rarely
- 0 – Never

7. The institute takes active interest in promoting internship, student exchange, field visit opportunities for students.

- 4 – Regularly
- 3 – Often
- ☒ 2 – Sometimes
- 1 – Rarely
- 0 – Never

8. The teaching and mentoring process in your institution facilitates you in cognitive, social and emotional growth.

- 4 – Significantly
- ☒ 3 – Very well
- 2 – Moderately
- 1 – Marginally
- 0 – Not at all

9. The institution provides multiple opportunities to learn and grow.

- ☒ 4 – Strongly agree
- 3 – Agree
- 2 – Neutral
- 1 – Disagree
- 0 – Strongly disagree

10. Teachers inform you about your expected competencies, course outcomes and programme outcomes.

- ☒ 4 – Every time
- 3 – Usually
- 2 – Occasionally/Sometimes
- 1 – Rarely
- 0 – Never

11. Your mentor does a necessary follow-up with an assigned task to you.

- 4 – Every time
- 3 – Usually
- 2 – Occasionally/Sometimes

12. The teachers illustrate the concepts through examples and applications.
- 4 – Every time
 - 3 – Usually
 - 2 – Occasionally/Sometimes
 - 1 – Rarely
 - 0 – Never
13. The teachers identify your strengths and encourage you with providing right level of challenges.
- 4 – Fully
 - 3 – Reasonably
 - 2 – Partially
 - 1 – Slightly
 - 0 – Unable to
14. Teachers are able to identify your weaknesses and help you to overcome them.
- 4 – Every time
 - 3 – Usually
 - 2 – Occasionally/Sometimes
 - 1 – Rarely
 - 0 – Never
15. The institution makes effort to engage students in the monitoring, review and continuous quality improvement of the teaching learning process.
- 4 – Strongly agree
 - 3 – Agree
 - 2 – Neutral
 - 1 – Disagree
 - 0 – Strongly disagree
16. The institute/ teachers use student centric methods, such as experiential learning, participative learning and problem solving methodologies for enhancing learning experiences.
- 4 – To a great extent
 - 3 – Moderate
 - 2 – Some what
 - 1 – Very little
 - 0 – Not at all
17. Teachers encourage you to participate in extracurricular activities.
- 4 – Strongly agree
 - 3 – Agree
 - 2 – Neutral
 - 1 – Disagree
 - 0 – Strongly disagree

18. Efforts are made by the institute/ teachers to inculcate soft skills, life skills and employability skills to make you ready for the world of work.

- 4 – To a great extent
- 3 – Moderate
- 2 – Some what
- 1 – Very little
- ☒ 0 – Not at all

19. What percentage of teachers use ICT tools such as LCD projector, Multimedia, etc. while teaching.

- 4 – Above 90%
- ☒ 3 – 70 – 89%
- 2 – 50 – 69%
- 1 – 30 – 49%
- 0 – Below 29%

20. The overall quality of teaching-learning process in your institute is very good.

- ☒ 4 – Strongly agree
- 3 – Agree
- 2 – Neutral
- 1 – Disagree
- 0 – Strongly disagree

21. Give three observation / suggestions to improve the overall teaching – learning experience in your institution.

a) *Laptop* *calculator*

b)

c)

[Signature]
Sign of student

Rashtramata Indira Gandhi College , Jalna

Academic Year 2018-19

Criterion II – Teaching–Learning and Evaluation Student Satisfaction Survey on

Teaching Learning Process

Name of Student :

Yadav Sharada Trimbak

Class :

AS-5

Following are questions for student satisfaction survey regarding teaching learning process.

1. How much of the syllabus was covered in the class?

☒ 4 – 85 to 100%

☐ 3 – 70 to 84%

☐ 2 – 55 to 69%

☐ 1 – 30 to 54%

☐ 0 – Below 30%

2. How well did the teachers prepare for the classes?

☒ 4 – Thoroughly

☐ 3 – Satisfactorily

☐ 2 – Poorly

☐ 1 – Indifferently

☐ 0 – Won't teach at all

3. How well were the teachers able to communicate?

☒ 4 – Always effective

☐ 3 – Sometimes effective

☐ 2 – Just satisfactorily

☐ 1 – Generally ineffective

☐ 0 – Very poor communication

4. The teacher's approach to teaching can best be described as

☒ 4 – Excellent

☐ 3 – Very good

☐ 2 – Good

☐ 1 – Fair

☐ 0 – Poor

5. Fairness of the internal evaluation process by the teachers.

- 4 – Always fair
- 3 – Usually fair
- 2 – Sometimes unfair
- 1 – Usually unfair
- ☒ 0 – Unfair

6. Was your performance in assignments discussed with you?

- 4 – Every time
- 3 – Usually
- ☒ 2 – Occasionally/Sometimes
- 1 – Rarely
- 0 – Never

7. The institute takes active interest in promoting internship, student exchange, field visit opportunities for students.

- 4 – Regularly
- 3 – Often
- ☒ 2 – Sometimes
- 1 – Rarely
- 0 – Never

8. The teaching and mentoring process in your institution facilitates you in cognitive, social and emotional growth.

- ☒ 4 – Significantly
- 3 – Very well
- 2 – Moderately
- 1 – Marginally
- 0 – Not at all

9. The institution provides multiple opportunities to learn and grow.

- 4 – Strongly agree
- 3 – Agree
- ☒ 2 – Neutral
- 1 – Disagree
- 0 – Strongly disagree

10. Teachers inform you about your expected competencies, course outcomes and programme outcomes.

- 4 – Every time
- 3 – Usually
- ☒ 2 – Occasionally/Sometimes
- 1 – Rarely
- 0 – Never

11. Your mentor does a necessary follow-up with an assigned task to you.

- ☒ 4 – Every time
- 3 – Usually
- 2 – Occasionally/Sometimes
- 1 – Rarely
- 0 – Never

12. The teachers illustrate the concepts through examples and applications.

- 4 – Every time
- 3 – Usually
- 2 – Occasionally/Sometimes
- 1 – Rarely
- 0 – Never

13. The teachers identify your strengths and encourage you with providing right level of challenges.

- 4 – Fully
- 3 – Reasonably
- 2 – Partially
- 1 – Slightly
- 0 – Unable to

14. Teachers are able to identify your weaknesses and help you to overcome them.

- 4 – Every time
- 3 – Usually
- 2 – Occasionally/Sometimes
- 1 – Rarely
- 0 – Never

15. The institution makes effort to engage students in the monitoring, review and continuous quality improvement of the teaching learning process.

- 4 – Strongly agree
- 3 – Agree
- 2 – Neutral
- 1 – Disagree
- 0 – Strongly disagree

16. The institute/ teachers use student centric methods, such as experiential learning, participative learning and problem solving methodologies for enhancing learning experiences.

- 4 – To a great extent
- 3 – Moderate
- 2 – Some what
- 1 – Very little
- 0 – Not at all

17. Teachers encourage you to participate in extracurricular activities.

- 4 – Strongly agree
- 3 – Agree
- 2 – Neutral
- 1 – Disagree
- 0 – Strongly disagree

18. Efforts are made by the institute/ teachers to inculcate soft skills, life skills and employability skills to make you ready for the world of work.

- 4 – To a great extent
- 3 – Moderate
- 2 – Some what
- 1 – Very little
- 0 – Not at all

19. What percentage of teachers use ICT tools such as LCD projector, Multimedia, etc. while teaching.

- 4 – Above 90%
- 3 – 70 – 89%
- 2 – 50 – 69%
- 1 – 30 – 49%
- 0 – Below 29%

20. The overall quality of teaching-learning process in your institute is very good.


- 4 – Strongly agree
- 3 – Agree
- 2 – Neutral
- 1 – Disagree
- 0 – Strongly disagree

21. Give three observation / suggestions to improve the overall teaching – learning experience in your institution.

a)

b)

c)


Sign of student

Rashtramata Indira Gandhi College , Jalna

Academic Year 2018-19

Criterion II – Teaching–Learning and Evaluation Student Satisfaction Survey on

Teaching Learning Process

Name of Student : Agarwal Rahul Ishwara
Class : BSC II

Following are questions for student satisfaction survey regarding teaching learning process.

1. How much of the syllabus was covered in the class?
☒ 4 – 85 to 100%
☐ 3 – 70 to 84%
☐ 2 – 55 to 69%
☐ 1 – 30 to 54%
☐ 0 – Below 30%
2. How well did the teachers prepare for the classes?
☒ 4 – Thoroughly
☐ 3 – Satisfactorily
☐ 2 – Poorly
☐ 1 – Indifferently
☐ 0 – Won't teach at all
3. How well were the teachers able to communicate?
☐ 4 – Always effective
☐ 3 – Sometimes effective
☒ 2 – Just satisfactorily
☐ 1 – Generally ineffective
☐ 0 – Very poor communication
4. The teacher's approach to teaching can best be described as
☐ 4 – Excellent
☐ 3 – Very good
☐ 2 – Good
☐ 1 – Fair
☒ 0 – Poor

5. Fairness of the internal evaluation process by the teachers.
- 4 – Always fair
 - 3 – Usually fair
 - 2 – Sometimes unfair
 - 1 – Usually unfair
 - ☒ 0 – Unfair
6. Was your performance in assignments discussed with you?
- 4 – Every time
 - 3 – Usually
 - 2 – Occasionally/Sometimes
 - 1 – Rarely
 - 0 – Never
7. The institute takes active interest in promoting internship, student exchange, field visit opportunities for students.
- 4 – Regularly
 - 3 – Often
 - 2 – Sometimes
 - ☒ 1 – Rarely
 - 0 – Never
8. The teaching and mentoring process in your institution facilitates you in cognitive, social and emotional growth.
- 4 – Significantly
 - 3 – Very well
 - ☒ 2 – Moderately
 - 1 – Marginally
 - 0 – Not at all
9. The institution provides multiple opportunities to learn and grow.
- 4 – Strongly agree
 - ☒ 3 – Agree
 - 2 – Neutral
 - 1 – Disagree
 - 0 – Strongly disagree
10. Teachers inform you about your expected competencies, course outcomes and programme outcomes.
- ☒ 4 – Every time
 - 3 – Usually
 - 2 – Occasionally/Sometimes
 - 1 – Rarely
 - 0 – Never
11. Your mentor does a necessary follow-up with an assigned task to you.
- ☒ 4 – Every time
 - 3 – Usually
 - 2 – Occasionally/Sometimes
 - 1 – Rarely

The teachers illustrate the concepts through examples and applications.

- 4 – Every time
- 3 – Usually
- 2 – Occasionally/Sometimes
- 1 – Rarely
- ~~0~~ – Never

13. The teachers identify your strengths and encourage you with providing right level of challenges.

- 4 – Fully
- 3 – Reasonably
- 2 – Partially
- 1 – Slightly
- 0 – Unable to

14. Teachers are able to identify your weaknesses and help you to overcome them.

- 4 – Every time
- 3 – Usually
- 2 – Occasionally/Sometimes
- 1 – Rarely
- 0 – Never

15. The institution makes effort to engage students in the monitoring, review and continuous quality improvement of the teaching learning process.

- 4 – Strongly agree
- 3 – Agree
- 2 – Neutral
- 1 – Disagree
- 0 – Strongly disagree

16. The institute/ teachers use student centric methods, such as experiential learning, participative learning and problem solving methodologies for enhancing learning experiences.

- 4 – To a great extent
- 3 – Moderate
- 2 – Some what
- 1 – Very little
- 0 – Not at all

17. Teachers encourage you to participate in extracurricular activities.

- 4 – Strongly agree
- 3 – Agree
- 2 – Neutral
- 1 – Disagree
- 0 – Strongly disagree

18. Efforts are made by the institute/ teachers to inculcate soft skills, life skills and employability skills to make you ready for the world of work.

- 4 – To a great extent
- 3 – Moderate
- 2 – Some what
- 1 – Very little
- 0 – Not at all

19. What percentage of teachers use ICT tools such as LCD projector, Multimedia, etc. while teaching.

- 4 – Above 90%
- 3 – 70 – 89%
- 2 – 50 – 69%
- 1 – 30 – 49%
- 0 – Below 29%

20. The overall quality of teaching-learning process in your institute is very good.



- 4 – Strongly agree
- 3 – Agree
- 2 – Neutral
- 1 – Disagree
- 0 – Strongly disagree

21. Give three observation / suggestions to improve the overall teaching – learning experience in your institution.

a)

b)

c)



Sign of student

Criterion II – Teaching–Learning and Evaluation Student Satisfaction Survey on
Teaching Learning Process

Name of Student : Chavan Reshma

Class : BSc - IInd

Following are questions for student satisfaction survey regarding teaching learning process.

1. How much of the syllabus was covered in the class?
☒ 4 – 85 to 100%
☐ 3 – 70 to 84%
☐ 2 – 55 to 69%
☐ 1 – 30 to 54%
☐ 0 – Below 30%
2. How well did the teachers prepare for the classes?
☐ 4 – Thoroughly
☐ 3 – Satisfactorily
☒ 2 – Poorly
☐ 1 – Indifferently
☐ 0 – Won't teach at all
3. How well were the teachers able to communicate?
☐ 4 – Always effective
☒ 3 – Sometimes effective
☐ 2 – Just satisfactorily
☐ 1 – Generally ineffective
☐ 0 – Very poor communication
4. The teacher's approach to teaching can best be described as
☒ 3 – Very good
☐ 4 – Excellent
☐ 2 – Good
☐ 1 – Fair
☐ 0 – Poor

5. Fairness of the internal evaluation process by the teachers.
- 4 – Always fair
 - 3 – Usually fair
 - ☒ 2 – Sometimes unfair
 - 1 – Usually unfair
 - 0 – Unfair
6. Was your performance in assignments discussed with you?
- 4 – Every time
 - ☒ 3 – Usually
 - 2 – Occasionally/Sometimes
 - 1 – Rarely
 - 0 – Never
7. The institute takes active interest in promoting internship, student exchange, field visit opportunities for students.
- 4 – Regularly
 - ☒ 3 – Often
 - 2 – Sometimes
 - 1 – Rarely
 - 0 – Never
8. The teaching and mentoring process in your institution facilitates you in cognitive, social and emotional growth.
- 4 – Significantly
 - 3 – Very well
 - ☒ 2 – Moderately
 - 1 – Marginally
 - 0 – Not at all
9. The institution provides multiple opportunities to learn and grow.
- 4 – Strongly agree
 - 3 – Agree
 - 2 – Neutral
 - ☒ 1 – Disagree
 - 0 – Strongly disagree
10. Teachers inform you about your expected competencies, course outcomes and programme outcomes.
- 4 – Every time
 - 3 – Usually
 - 2 – Occasionally/Sometimes
 - ☒ 1 – Rarely
 - 0 – Never
11. Your mentor does a necessary follow-up with an assigned task to you.
- ☒ 4 – Every time
 - 3 – Usually
 - 2 – Occasionally/Sometimes
 - 1 – Rarely

12. The teachers illustrate the concepts through examples and applications.

- 4 – Every time
- 3 – Usually
- 2 – Occasionally/Sometimes
- 1 – Rarely
- 0 – Never

13. The teachers identify your strengths and encourage you with providing right level of challenges.

- 4 – Fully
- 3 – Reasonably
- 2 – Partially
- 1 – Slightly
- 0 – Unable to

14. Teachers are able to identify your weaknesses and help you to overcome them.

- 4 – Every time
- 3 – Usually
- 2 – Occasionally/Sometimes
- 1 – Rarely
- 0 – Never

15. The institution makes effort to engage students in the monitoring, review and continuous quality improvement of the teaching learning process.

- 4 – Strongly agree
- 3 – Agree
- 2 – Neutral
- 1 – Disagree
- 0 – Strongly disagree

16. The institute/ teachers use student centric methods, such as experiential learning, participative learning and problem solving methodologies for enhancing learning experiences.

- 4 – To a great extent
- 3 – Moderate
- 2 – Some what
- 1 – Very little
- 0 – Not at all

17. Teachers encourage you to participate in extracurricular activities.

- 4 – Strongly agree
- 3 – Agree
- 2 – Neutral
- 1 – Disagree
- 0 – Strongly disagree

18. Efforts are made by the institute/ teachers to inculcate soft skills, life skills and employability skills to make you ready for the world of work.

- 4 - To a great extent
- 3 - Moderate
- 2 - Some what
- 1 - Very little
- 0 - Not at all

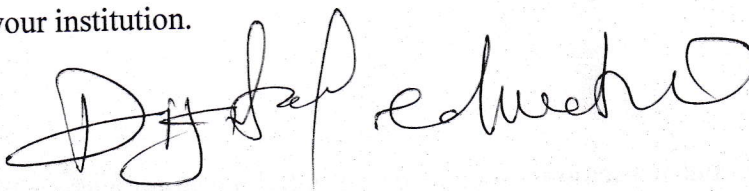
19. What percentage of teachers use ICT tools such as LCD projector, Multimedia, etc. while teaching.

- 4 - Above 90%
- 3 - 70 - 89%
- 2 - 50 - 69%
- 1 - 30 - 49%
- 0 - Below 29%

20. The overall quality of teaching-learning process in your institute is very good.

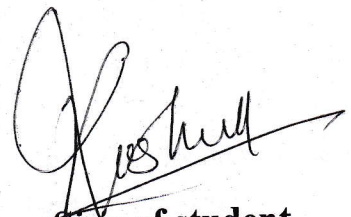
- 4 - Strongly agree
- 3 - Agree
- 2 - Neutral
- 1 - Disagree
- 0 - Strongly disagree

21. Give three observation / suggestions to improve the overall teaching - learning experience in your institution.

a) 

b)

c)


Sign of student

Rashtramata Indira Gandhi College , Jalna

Academic Year 2018-19

Criterion II – Teaching–Learning and Evaluation Student Satisfaction Survey on
Teaching Learning Process

Name of Student : Flwade Akashya Ragunesh Ramesh

Class : Bsc. IT II

Following are questions for student satisfaction survey regarding teaching learning process.

1. How much of the syllabus was covered in the class?

- ☒ 4 – 85 to 100%
- ☐ 3 – 70 to 84%
- ☐ 2 – 55 to 69%
- ☐ 1 – 30 to 54%
- ☐ 0 – Below 30%

2. How well did the teachers prepare for the classes?

- ☐ 4 – Thoroughly
- ☒ 3 – Satisfactorily
- ☐ 2 – Poorly
- ☐ 1 – Indifferently
- ☐ 0 – Won't teach at all

3. How well were the teachers able to communicate?

- ☐ 4 – Always effective
- ☐ 3 – Sometimes effective
- ☒ 2 – Just satisfactorily
- ☐ 1 – Generally ineffective
- ☐ 0 – Very poor communication

4. The teacher's approach to teaching can best be described as

- ☐ 4 – Excellent
- ☐ 3 – Very good
- ☒ 2 – Good
- ☐ 1 – Fair
- ☐ 0 – Poor

5. Fairness of the internal evaluation process by the teachers.
- 4 – Always fair
 - 3 – Usually fair
 - 2 – Sometimes unfair
 - 1 – Usually unfair
 - 0 – Unfair
6. Was your performance in assignments discussed with you?
- 4 – Every time
 - 3 – Usually
 - 2 – Occasionally/Sometimes
 - 1 – Rarely
 - 0 – Never
7. The institute takes active interest in promoting internship, student exchange, field visit opportunities for students.
- 4 – Regularly
 - 3 – Often
 - 2 – Sometimes
 - 1 – Rarely
 - 0 – Never
8. The teaching and mentoring process in your institution facilitates you in cognitive, social and emotional growth.
- 4 – Significantly
 - 3 – Very well
 - 2 – Moderately
 - 1 – Marginally
 - 0 – Not at all
9. The institution provides multiple opportunities to learn and grow.
- 4 – Strongly agree
 - 3 – Agree
 - 2 – Neutral
 - 1 – Disagree
 - 0 – Strongly disagree
10. Teachers inform you about your expected competencies, course outcomes and programme outcomes.
- 4 – Every time
 - 3 – Usually
 - 2 – Occasionally/Sometimes
 - 1 – Rarely
 - 0 – Never
11. Your mentor does a necessary follow-up with an assigned task to you.
- 4 – Every time
 - 3 – Usually
 - 2 – Occasionally/Sometimes
 - 1 – Rarely
 - 0 – I don't have a mentor

.. The teachers illustrate the concepts through examples and applications.

- 4 – Every time
- 3 – Usually
- 2 – Occasionally/Sometimes
- 1 – Rarely
- 0 – Never

13. The teachers identify your strengths and encourage you with providing right level of challenges.

- 4 – Fully
- 3 – Reasonably
- 2 – Partially
- 1 – Slightly
- 0 – Unable to

14. Teachers are able to identify your weaknesses and help you to overcome them.

- 4 – Every time
- 3 – Usually
- 2 – Occasionally/Sometimes
- 1 – Rarely
- 0 – Never

15. The institution makes effort to engage students in the monitoring, review and continuous quality improvement of the teaching learning process.

- 4 – Strongly agree
- 3 – Agree
- 2 – Neutral
- 1 – Disagree
- 0 – Strongly disagree

16. The institute/ teachers use student centric methods, such as experiential learning, participative learning and problem solving methodologies for enhancing learning experiences.

- 4 – To a great extent
- 3 – Moderate
- 2 – Some what
- 1 – Very little
- 0 – Not at all

17. Teachers encourage you to participate in extracurricular activities.

- 4 – Strongly agree
- 3 – Agree
- 2 – Neutral
- 1 – Disagree
- 0 – Strongly disagree

18. Efforts are made by the institute/ teachers to inculcate soft skills, life skills and employability skills to make you ready for the world of work.

- 4 – To a great extent
- 3 – Moderate
- 2 – Some what
- 1 – Very little
- 0 – Not at all

19. What percentage of teachers use ICT tools such as LCD projector, Multimedia, etc. while teaching.

- 4 – Above 90%
- 3 – 70 – 89%
- 2 – 50 – 69%
- 1 – 30 – 49%
- 0 – Below 29%

20. The overall quality of teaching-learning process in your institute is very good.


- 4 – Strongly agree
- 3 – Agree
- 2 – Neutral
- 1 – Disagree
- 0 – Strongly disagree

21. Give three observation / suggestions to improve the overall teaching – learning experience in your institution.

a)

b)

c)


Sign of student

Rashtramata Indira Gandhi College , Jalna

Academic Year 2018-19

**Criterion II – Teaching–Learning and Evaluation Student Satisfaction Survey on
Teaching Learning Process**

Name of Student : Sd. Sunarya Sd. Mustafa
Class : BSc II

Following are questions for student satisfaction survey regarding teaching learning process.

1. How much of the syllabus was covered in the class?

☒ 4 – 85 to 100%

☐ 3 – 70 to 84%

☐ 2 – 55 to 69%

☐ 1 – 30 to 54%

☐ 0 – Below 30%

2. How well did the teachers prepare for the classes?

☒ 4 – Thoroughly

☐ 3 – Satisfactorily

☐ 2 – Poorly

☐ 1 – Indifferently

☐ 0 – Won't teach at all

3. How well were the teachers able to communicate?

☐ 4 – Always effective

☒ 3 – Sometimes effective

☐ 2 – Just satisfactorily

☐ 1 – Generally ineffective

☐ 0 – Very poor communication

4. The teacher's approach to teaching can best be described as

☐ 4 – Excellent

☐ 3 – Very good

☒ 2 – Good

☐ 1 – Fair

☐ 0 – Poor

5. Fairness of the internal evaluation process by the teachers.
- 4 – Always fair
 - 3 – Usually fair
 - 2 – Sometimes unfair
 - 1 – Usually unfair
 - 0 – Unfair
6. Was your performance in assignments discussed with you?
- 4 – Every time
 - 3 – Usually
 - 2 – Occasionally/Sometimes
 - 1 – Rarely
 - 0 – Never
7. The institute takes active interest in promoting internship, student exchange, field visit opportunities for students.
- 4 – Regularly
 - 3 – Often
 - 2 – Sometimes
 - 1 – Rarely
 - 0 – Never
8. The teaching and mentoring process in your institution facilitates you in cognitive, social and emotional growth.
- 4 – Significantly
 - 3 – Very well
 - 2 – Moderately
 - 1 – Marginally
 - 0 – Not at all
9. The institution provides multiple opportunities to learn and grow.
- 4 – Strongly agree
 - 3 – Agree
 - 2 – Neutral
 - 1 – Disagree
 - 0 – Strongly disagree
10. Teachers inform you about your expected competencies, course outcomes and programme outcomes.
- 4 – Every time
 - 3 – Usually
 - 2 – Occasionally/Sometimes
 - 1 – Rarely
 - 0 – Never
11. Your mentor does a necessary follow-up with an assigned task to you.
- 4 – Every time
 - 3 – Usually
 - 2 – Occasionally/Sometimes
 - 1 – Rarely

2. The teachers illustrate the concepts through examples and applications.

- 4 – Every time
- 3 – Usually
- 2 – Occasionally/Sometimes
- 1 – Rarely
- 0 – Never

13. The teachers identify your strengths and encourage you with providing right level of challenges.

- 4 – Fully
- 3 – Reasonably
- 2 – Partially
- 1 – Slightly
- 0 – Unable to

14. Teachers are able to identify your weaknesses and help you to overcome them.

- 4 – Every time
- 3 – Usually
- 2 – Occasionally/Sometimes
- 1 – Rarely
- 0 – Never

15. The institution makes effort to engage students in the monitoring, review and continuous quality improvement of the teaching learning process.

- 4 – Strongly agree
- 3 – Agree
- 2 – Neutral
- 1 – Disagree
- 0 – Strongly disagree

16. The institute/ teachers use student centric methods, such as experiential learning, participative learning and problem solving methodologies for enhancing learning experiences.

- 4 – To a great extent
- 3 – Moderate
- 2 – Some what
- 1 – Very little
- 0 – Not at all

17. Teachers encourage you to participate in extracurricular activities.

- 4 – Strongly agree
- 3 – Agree
- 2 – Neutral
- 1 – Disagree
- 0 – Strongly disagree

18. Efforts are made by the institute/ teachers to inculcate soft skills, life skills and employability skills to make you ready for the world of work.

- 4 – To a great extent
- 3 – Moderate
- ☒ 2 – Some what
- 1 – Very little
- 0 – Not at all

19. What percentage of teachers use ICT tools such as LCD projector, Multimedia, etc. while teaching.

- 4 – Above 90%
- 3 – ~~70~~ – 89%
- ☒ 2 – 50 – 69%
- 1 – 30 – 49%
- 0 – Below 29%

20. The overall quality of teaching-learning process in your institute is very good.


- 4 – Strongly agree
- 3 – Agree
- ☒ 2 – Neutral
- 1 – Disagree
- 0 – Strongly disagree

21. Give three observation / suggestions to improve the overall teaching – learning experience in your institution.

a)

b)

c)


Sign of student

Rashtramata Indira Gandhi College , Jalna

Academic Year 2018-19

Criterion II – Teaching–Learning and Evaluation Student Satisfaction Survey on
Teaching Learning Process

Name of Student : WETAL POJA RAOSAHEB

Class : BSC- II

Following are questions for student satisfaction survey regarding teaching learning process.

1. How much of the syllabus was covered in the class?
☒ 4 – 85 to 100%
3 – 70 to 84%
2 – 55 to 69%
1 – 30 to 54%
0 – Below 30%
2. How well did the teachers prepare for the classes?
4 – Thoroughly
☒ 3 – Satisfactorily
2 – Poorly
1 – Indifferently
0 – Won't teach at all
3. How well were the teachers able to communicate?
4 – Always effective
3 – Sometimes effective
☒ 2 – Just satisfactorily
1 – Generally ineffective
0 – Very poor communication
4. The teacher's approach to teaching can best be described as
4 – Excellent
3 – Very good
☒ 2 – Good
1 – Fair
0 – Poor

5. Fairness of the internal evaluation process by the teachers.
- 4 – Always fair
 - ☒ 3 – Usually fair
 - 2 – Sometimes unfair
 - 1 – Usually unfair
 - 0 – Unfair
6. Was your performance in assignments discussed with you?
- 4 – Every time
 - 3 – Usually
 - ☒ 2 – Occasionally/Sometimes
 - 1 – Rarely
 - 0 – Never
7. The institute takes active interest in promoting internship, student exchange, field visit opportunities for students.
- 4 – Regularly
 - 3 – Often
 - 2 – Sometimes
 - ☒ 1 – Rarely
 - 0 – Never
8. The teaching and mentoring process in your institution facilitates you in cognitive, social and emotional growth.
- 4 – Significantly
 - 3 – Very well
 - 2 – Moderately
 - 1 – Marginally
 - ☒ 0 – Not at all
9. The institution provides multiple opportunities to learn and grow.
- 4 – Strongly agree
 - 3 – Agree
 - 2 – Neutral
 - 1 – Disagree
 - ☒ 0 – Strongly disagree
10. Teachers inform you about your expected competencies, course outcomes and programme outcomes.
- 4 – Every time
 - 3 – Usually
 - ☒ 2 – Occasionally/Sometimes
 - 1 – Rarely
 - 0 – Never
11. Your mentor does a necessary follow-up with an assigned task to you.
- ☒ 4 – Every time
 - 3 – Usually
 - 2 – Occasionally/Sometimes
 - 1 – Rarely
 - 0 – I don't have a mentor

12. The teachers illustrate the concepts through examples and applications.

- 4 – Every time
- 3 – Usually
- 2 – Occasionally/Sometimes
- 1 – Rarely
- 0 – Never

13. The teachers identify your strengths and encourage you with providing right level of challenges.

- 4 – Fully
- 3 – Reasonably
- 2 – Partially
- 1 – Slightly
- 0 – Unable to

14. Teachers are able to identify your weaknesses and help you to overcome them.

- 4 – Every time
- 3 – Usually
- 2 – Occasionally/Sometimes
- 1 – Rarely
- 0 – Never

15. The institution makes effort to engage students in the monitoring, review and continuous quality improvement of the teaching learning process.

- 4 – Strongly agree
- 3 – Agree
- 2 – Neutral
- 1 – Disagree
- 0 – Strongly disagree

16. The institute/ teachers use student centric methods, such as experiential learning, participative learning and problem solving methodologies for enhancing learning experiences.

- 4 – To a great extent
- 3 – Moderate
- 2 – Some what
- 1 – Very little
- 0 – Not at all

17. Teachers encourage you to participate in extracurricular activities.

- 4 – Strongly agree
- 3 – Agree
- 2 – Neutral
- 1 – Disagree
- 0 – Strongly disagree

18. Efforts are made by the institute/ teachers to inculcate soft skills, life skills and employability skills to make you ready for the world of work.

4 – To a great extent

3 – Moderate

2 – Some what

1 – Very little

0 – Not at all

19. What percentage of teachers use ICT tools such as LCD projector, Multimedia, etc. while teaching.

4 – Above 90%

3 – 70 – 89%

2 – 50 – 69%

1 – 30 – 49%

0 – Below 29%

20. The overall quality of teaching-learning process in your institute is very good.

4 – Strongly agree

3 – Agree

2 – Neutral

1 – Disagree


0 – Strongly disagree

21. Give three observation / suggestions to improve the overall teaching – learning experience in your institution.

a)

b)

c)


Sign of student

Rashtramata Indira Gandhi College , Jalna

Academic Year 2018-19

**Criterion II – Teaching–Learning and Evaluation Student Satisfaction Survey on
Teaching Learning Process**

Name of Student : Shedhi Peraz Sattan

Class : BS C II

Following are questions for student satisfaction survey regarding teaching learning process.

1. How much of the syllabus was covered in the class?

- 4 – 85 to 100%
- 3 – 70 to 84%
- 2 – 55 to 69%
- 1 – 30 to 54%
- 0 – Below 30%

2. How well did the teachers prepare for the classes?

- 4 – Thoroughly
- 3 – Satisfactorily
- 2 – Poorly
- 1 – Indifferently
- 0 – Won't teach at all

3. How well were the teachers able to communicate?

- 4 – Always effective
- 3 – Sometimes effective
- 2 – Just satisfactorily
- 1 – Generally ineffective
- 0 – Very poor communication

4. The teacher's approach to teaching can best be described as

- 4 – Excellent
- 3 – Very good
- 2 – Good
- 1 – Fair
- 0 – Poor

5. Fairness of the internal evaluation process by the teachers.
- 4 – Always fair
 - 3 – Usually fair
 - 2 – Sometimes unfair
 - 1 – Usually unfair
 - 0 – Unfair
6. Was your performance in assignments discussed with you?
- 4 – Every time
 - 3 – Usually
 - 2 – Occasionally/Sometimes
 - 1 – Rarely
 - 0 – Never
7. The institute takes active interest in promoting internship, student exchange, field visit opportunities for students.
- 4 – Regularly
 - 3 – Often
 - 2 – Sometimes
 - 1 – Rarely
 - 0 – Never
8. The teaching and mentoring process in your institution facilitates you in cognitive, social and emotional growth.
- 4 – Significantly
 - 3 – Very well
 - 2 – Moderately
 - 1 – Marginally
 - 0 – Not at all
9. The institution provides multiple opportunities to learn and grow.
- 4 – Strongly agree
 - 3 – Agree
 - 2 – Neutral
 - 1 – Disagree
 - 0 – Strongly disagree
10. Teachers inform you about your expected competencies, course outcomes and programme outcomes.
- 4 – Every time
 - 3 – Usually
 - 2 – Occasionally/Sometimes
 - 1 – Rarely
 - 0 – Never
11. Your mentor does a necessary follow-up with an assigned task to you.
- 4 – Every time
 - 3 – Usually
 - 2 – Occasionally/Sometimes
 - 1 – Rarely
 - 0 – I don't have a mentor

The teachers illustrate the concepts through examples and applications.

- 4 – Every time
- 3 – Usually
- 2 – Occasionally/Sometimes
- 1 – Rarely
- 0 – Never

13. The teachers identify your strengths and encourage you with providing right level of challenges.

- 4 – Fully
- 3 – Reasonably
- 2 – Partially
- 1 – Slightly
- 0 – Unable to

14. Teachers are able to identify your weaknesses and help you to overcome them.

- 4 – Every time
- 3 – Usually
- 2 – Occasionally/Sometimes
- 1 – Rarely
- 0 – Never

15. The institution makes effort to engage students in the monitoring, review and continuous quality improvement of the teaching learning process.

- 4 – Strongly agree
- 3 – Agree
- 2 – Neutral
- 1 – Disagree
- 0 – Strongly disagree

16. The institute/ teachers use student centric methods, such as experiential learning, participative learning and problem solving methodologies for enhancing learning experiences.

- 4 – To a great extent
- 3 – Moderate
- 2 – Some what
- 1 – Very little
- 0 – Not at all

17. Teachers encourage you to participate in extracurricular activities.

- 4 – Strongly agree
- 3 – Agree
- 2 – Neutral
- 1 – Disagree
- 0 – Strongly disagree

18. Efforts are made by the institute/ teachers to inculcate soft skills, life skills and employability skills to make you ready for the world of work.

4 – To a great extent

3 – Moderate

2 – Some what

1 – Very little

0 – Not at all

19. What percentage of teachers use ICT tools such as LCD projector, Multimedia, etc. while teaching.

4 – Above 90%

3 – 70 – 89%

2 – 50 – 69%

1 – 30 – 49%

0 – Below 29%

20. The overall quality of teaching-learning process in your institute is very good.

4 – Strongly agree

3 – Agree

2 – Neutral

1 – Disagree

0 – Strongly disagree


21. Give three observation / suggestions to improve the overall teaching – learning experience in your institution.

a)

Digital education

b)

c)


Sign of student

Rashtramata Indira Gandhi College , Jalna

Academic Year 2018-19

Criterion II – Teaching–Learning and Evaluation Student Satisfaction Survey on

Teaching Learning Process

Name of Student : Sayed Jureel Sahabuddin

Class : B.Sc III

Following are questions for student satisfaction survey regarding teaching learning process.

1. How much of the syllabus was covered in the class?
 - 4 – 85 to 100%
 - 3 – 70 to 84%
 - 2 – 55 to 69%
 - 1– 30 to 54%
 - 0 –Below 30%
2. How well did the teachers prepare for the classes?
 - 4 –Thoroughly
 - 3 – Satisfactorily
 - 2 – Poorly
 - 1 – Indifferently
 - 0 – Won't teach at all
3. How well were the teachers able to communicate?
 - 4 – Always effective
 - 3 – Sometimes effective
 - 2 – Just satisfactorily
 - 1– Generally ineffective
 - 0– Very poor communication
4. The teacher's approach to teaching can best be described as
 - 4– Excellent
 - 3 – Very good
 - 2 – Good
 - 1 – Fair
 - 0– Poor

5. Fairness of the internal evaluation process by the teachers.
- 4 – Always fair
 - 3 – Usually fair
 - 2 – Sometimes unfair
 - 1 – Usually unfair
 - 0– Unfair
6. Was your performance in assignments discussed with you?
- 4 – Every time
 - 3 – Usually
 - 2 – Occasionally/Sometimes
 - 1 – Rarely
 - 0– Never
7. The institute takes active interest in promoting internship, student exchange, field visit opportunities for students.
- 4 – Regularly
 - 3 – Often
 - 2 – Sometimes
 - 1 – Rarely
 - 0– Never
8. The teaching and mentoring process in your institution facilitates you in cognitive, social and emotional growth.
- 4 – Significantly
 - 3 – Very well
 - 2 – Moderately
 - 1 – Marginally
 - 0– Not at all
9. The institution provides multiple opportunities to learn and grow.
- 4 – Strongly agree
 - 3 – Agree
 - 2 – Neutral
 - 1 – Disagree
 - 0– Strongly disagree
10. Teachers inform you about your expected competencies, course outcomes and programme outcomes.
- 4 – Every time
 - 3 – Usually
 - 2– Occasionally/Sometimes
 - 1 – Rarely
 - 0– Never
11. Your mentor does a necessary follow-up with an assigned task to you.
- 4 – Every time
 - 3 – Usually
 - 2 – Occasionally/Sometimes

The teachers illustrate the concepts through examples and applications.

- 4 – Every time
- 3 – Usually
- 2 – Occasionally/Sometimes
- 1 – Rarely
- 0 – Never

13. The teachers identify your strengths and encourage you with providing right level of challenges.

- 4 – Fully
- 3 – Reasonably
- 2 – Partially
- 1 – Slightly
- 0 – Unable to

14. Teachers are able to identify your weaknesses and help you to overcome them.

- 4 – Every time
- 3 – Usually
- 2 – Occasionally/Sometimes
- 1 – Rarely
- 0 – Never

15. The institution makes effort to engage students in the monitoring, review and continuous quality improvement of the teaching learning process.

- 4 – Strongly agree
- 3 – Agree
- 2 – Neutral
- 1 – Disagree
- 0 – Strongly disagree

16. The institute/ teachers use student centric methods, such as experiential learning, participative learning and problem solving methodologies for enhancing learning experiences.

- 4 – To a great extent
- 3 – Moderate
- 2 – Some what
- 1 – Very little
- 0 – Not at all

17. Teachers encourage you to participate in extracurricular activities.

- 4 – Strongly agree
- 3 – Agree
- 2 – Neutral
- 1 – Disagree
- 0 – Strongly disagree

18. Efforts are made by the institute/ teachers to inculcate soft skills, life skills and employability skills to make you ready for the world of work.

- 4 – To a great extent
- 3 – Moderate
- 2 – Some what
- 1 – Very little
- ☒ 0 – Not at all

19. What percentage of teachers use ICT tools such as LCD projector, Multimedia, etc. while teaching.

- 4 – Above 90%
- 3 – 70 – 89%
- 2 – 50 – 69%
- ☒ 1 – 30 – 49%
- 0 – Below 29%

20. The overall quality of teaching-learning process in your institute is very good.

- 4 – Strongly agree
- 3 – Agree
- ☒ 2 – Neutral
- 1 – Disagree
- 0 – Strongly disagree

21. Give three observation / suggestions to improve the overall teaching – learning experience in your institution.

a)

Computer education

b)

c)



Sign of student

Rashtramata Indira Gandhi College , Jalna

Academic Year 2018-19

**Criterion II – Teaching–Learning and Evaluation Student Satisfaction Survey on
Teaching Learning Process**

Name of Student : Kadam Deepati Devdasarao

Class : BSC - III

Following are questions for student satisfaction survey regarding teaching learning process.

1. How much of the syllabus was covered in the class?
4 – 85 to 100%
3 – 70 to 84%
2 – 55 to 69%
1 – 30 to 54%
0 – Below 30%
2. How well did the teachers prepare for the classes?
4 – Thoroughly
3 – Satisfactorily
2 – Poorly
1 – Indifferently
0 – Won't teach at all
3. How well were the teachers able to communicate?
4 – Always effective
3 – Sometimes effective
2 – Just satisfactorily
1 – Generally ineffective
0 – Very poor communication
4. The teacher's approach to teaching can best be described as
4 – Excellent
3 – Very good
2 – Good
1 – Fair
0 – Poor

18. Efforts are made by the institute/ teachers to inculcate soft skills, life skills and employability skills to make you ready for the world of work.

- 4 – To a great extent
- 3 – Moderate
- 2 – Some what
- 1 – Very little
- 0 – Not at all

19. What percentage of teachers use ICT tools such as LCD projector, Multimedia, etc. while teaching.

- 4 – Above 90%
- 3 – 70 – 89%
- 2 – 50 – 69%
- 1 – 30 – 49%
- 0 – Below 29%

20. The overall quality of teaching-learning process in your institute is very good.


- 4 – Strongly agree
- 3 – Agree
- 2 – Neutral
- 1 – Disagree
- 0 – Strongly disagree

21. Give three observation / suggestions to improve the overall teaching – learning experience in your institution.

a)

b)

c)


Sign of student

Rashtramata Indira Gandhi College , Jalna

Academic Year 2018-19

**Criterion II – Teaching–Learning and Evaluation Student Satisfaction Survey on
Teaching Learning Process**

Name of Student : Kute Geeta Lakshman
Class : BSC Hrs III

Following are questions for student satisfaction survey regarding teaching learning process.

1. How much of the syllabus was covered in the class?

☒ 4 – 85 to 100%

☐ 3 – 70 to 84%

☐ 2 – 55 to 69%

☐ 1 – 30 to 54%

☐ 0 – Below 30%

2. How well did the teachers prepare for the classes?

☒ 4 – Thoroughly

☐ 3 – Satisfactorily

☐ 2 – Poorly

☐ 1 – Indifferently

☐ 0 – Won't teach at all

3. How well were the teachers able to communicate?

☐ 4 – Always effective

☒ 3 – Sometimes effective

☐ 2 – Just satisfactorily

☐ 1 – Generally ineffective

☐ 0 – Very poor communication

4. The teacher's approach to teaching can best be described as

☒ 4 – Excellent

☐ 3 – Very good

☐ 2 – Good

☐ 1 – Fair

☐ 0 – Poor

5. Fairness of the internal evaluation process by the teachers.

- 4 – Always fair
- 3 – Usually fair
- 2 – Sometimes unfair
- 1 – Usually unfair
- 0 – Unfair

6. Was your performance in assignments discussed with you?

- 4 – Every time
- 3 – Usually
- 2 – Occasionally/Sometimes
- 1 – Rarely
- 0 – Never

7. The institute takes active interest in promoting internship, student exchange, field visit opportunities for students.

- 4 – Regularly
- 3 – Often
- 2 – Sometimes
- 1 – Rarely
- 0 – Never

8. The teaching and mentoring process in your institution facilitates you in cognitive, social and emotional growth.

- 4 – Significantly
- 3 – Very well
- 2 – Moderately
- 1 – Marginally
- 0 – Not at all

9. The institution provides multiple opportunities to learn and grow.

- 4 – Strongly agree
- 3 – Agree
- 2 – Neutral
- 1 – Disagree
- 0 – Strongly disagree

10. Teachers inform you about your expected competencies, course outcomes and programme outcomes.

- 4 – Every time
- 3 – Usually
- 2 – Occasionally/Sometimes
- 1 – Rarely
- 0 – Never

11. Your mentor does a necessary follow-up with an assigned task to you.

- 4 – Every time
- 3 – Usually
- 2 – Occasionally/Sometimes

. The teachers illustrate the concepts through examples and applications.

- 4 – Every time
- 3 – Usually
- 2 – Occasionally/Sometimes
- 1 – Rarely
- 0 – Never

13. The teachers identify your strengths and encourage you with providing right level of challenges.

- 4 – Fully
- 3 – Reasonably
- 2 – Partially
- 1 – Slightly
- 0 – Unable to

14. Teachers are able to identify your weaknesses and help you to overcome them.

- 4 – Every time
- 3 – Usually
- 2 – Occasionally/Sometimes
- 1 – Rarely
- 0 – Never

15. The institution makes effort to engage students in the monitoring, review and continuous quality improvement of the teaching learning process.

- 4 – Strongly agree
- 3 – Agree
- 2 – Neutral
- 1 – Disagree
- 0 – Strongly disagree

16. The institute/ teachers use student centric methods, such as experiential learning, participative learning and problem solving methodologies for enhancing learning experiences.

- 4 – To a great extent
- 3 – Moderate
- 2 – Some what
- 1 – Very little
- 0 – Not at all

17. Teachers encourage you to participate in extracurricular activities.

- 4 – Strongly agree
- 3 – Agree
- 2 – Neutral
- 1 – Disagree
- 0 – Strongly disagree

18. Efforts are made by the institute/ teachers to inculcate soft skills, life skills and employability skills to make you ready for the world of work.

4 – To a great extent

3 – Moderate

2 – Some what

1 – Very little

0 – Not at all

19. What percentage of teachers use ICT tools such as LCD projector, Multimedia, etc. while teaching.

4 – Above 90%

3 – 70 – 89%

2 – 50 – 69%

1 – 30 – 49%

0 – Below 29%

20. The overall quality of teaching-learning process in your institute is very good.

4 – Strongly agree

3 – Agree

2 – Neutral

1 – Disagree

0 – Strongly disagree


21. Give three observation / suggestions to improve the overall teaching – learning experience in your institution.

a)

Computer education

b)

c)


Sign of student

Rashtramata Indira Gandhi College , Jalna

Academic Year 2018-19

**Criterion II – Teaching–Learning and Evaluation Student Satisfaction Survey on
Teaching Learning Process**

Name of Student : Nayku Laxman Suresh
Class : B.Sc II

Following are questions for student satisfaction survey regarding teaching learning process.

1. How much of the syllabus was covered in the class?
☒ 4 – 85 to 100%
☐ 3 – 70 to 84%
☐ 2 – 55 to 69%
☐ 1 – 30 to 54%
☐ 0 – Below 30%
2. How well did the teachers prepare for the classes?
☒ 4 – Thoroughly
☐ 3 – Satisfactorily
☐ 2 – Poorly
☐ 1 – Indifferently
☐ 0 – Won't teach at all
3. How well were the teachers able to communicate?
☐ 4 – Always effective
☒ 3 – Sometimes effective
☐ 2 – Just satisfactorily
☐ 1 – Generally ineffective
☐ 0 – Very poor communication
4. The teacher's approach to teaching can best be described as
☐ 4 – Excellent
☐ 3 – Very good
☒ 2 – Good
☐ 1 – Fair
☐ 0 – Poor

5. Fairness of the internal evaluation process by the teachers.

- 4 – Always fair
- 3 – Usually fair
- 2 – Sometimes unfair
- 1 – Usually unfair
- ~~0 – Unfair~~

6. Was your performance in assignments discussed with you?

- 4 – Every time
- 3 – ~~Usually~~
- 2 – Occasionally/Sometimes
- 1 – Rarely
- 0 – Never

7. The institute takes active interest in promoting internship, student exchange, field visit opportunities for students.

- ~~4 – Regularly~~
- 3 – Often
- 2 – Sometimes
- 1 – Rarely
- 0 – Never

8. The teaching and mentoring process in your institution facilitates you in cognitive, social and emotional growth.

- ~~4 – Significantly~~
- 3 – Very well
- 2 – Moderately
- 1 – Marginally
- 0 – Not at all

9. The institution provides multiple opportunities to learn and grow.

- 4 – Strongly agree
- 3 – Agree
- 2 – ~~Neutral~~
- 1 – Disagree
- ~~0 – Strongly disagree~~

10. Teachers inform you about your expected competencies, course outcomes and programme outcomes.

- 4 – Every time
- 3 – Usually
- 2 – Occasionally/Sometimes
- 1 – Rarely
- ~~0 – Never~~

11. Your mentor does a necessary follow-up with an assigned task to you.

- ~~4 – Every time~~
- 3 – Usually
- 2 – Occasionally/Sometimes

... The teachers illustrate the concepts through examples and applications.

- 4 – Every time
- 3 – Usually
- 2 – Occasionally/Sometimes
- 1 – Rarely
- 0 – Never

13. The teachers identify your strengths and encourage you with providing right level of challenges.

- 4 – Fully
- 3 – Reasonably
- 2 – Partially
- 1 – Slightly
- 0 – Unable to

14. Teachers are able to identify your weaknesses and help you to overcome them.

- 4 – Every time
- 3 – Usually
- 2 – Occasionally/Sometimes
- 1 – Rarely
- 0 – Never

15. The institution makes effort to engage students in the monitoring, review and continuous quality improvement of the teaching learning process.

- 4 – Strongly agree
- 3 – Agree
- 2 – Neutral
- 1 – Disagree
- 0 – Strongly disagree

16. The institute/ teachers use student centric methods, such as experiential learning, participative learning and problem solving methodologies for enhancing learning experiences.

- 4 – To a great extent
- 3 – Moderate
- 2 – Some what
- 1 – Very little
- 0 – Not at all

17. Teachers encourage you to participate in extracurricular activities.

- 4 – Strongly agree
- 3 – Agree
- 2 – Neutral
- 1 – Disagree
- 0 – Strongly disagree

18. Efforts are made by the institute/ teachers to inculcate soft skills, life skills and employability skills to make you ready for the world of work.

- 4 – To a great extent
- 3 – Moderate
- 2 – Some what
- 1 – Very little
- 0 – Not at all

19. What percentage of teachers use ICT tools such as LCD projector, Multimedia, etc. while teaching.

- 4 – Above 90%
- 3 – 70 – 89%
- 2 – 50 – 69%
- 1 – 30 – 49%
- 0 – Below 29%

20. The overall quality of teaching-learning process in your institute is very good.

- 4 – Strongly agree
- 3 – Agree
- 2 – Neutral
- 1 – Disagree
- 0 – Strongly disagree

21. Give three observation / suggestions to improve the overall teaching – learning experience in your institution.

a)

Digital education

b)

c)



Sign of student